









iPad Treasure Hunt

Feature	Challenge	Notes
Folders 	<ol style="list-style-type: none"> 1. Create a folder and give it a name - Organization. 2. Drag the apps - Contacts, Reminders, Calendar into the folder - we won't be using them today. 	
Podcasts 	<ol style="list-style-type: none"> 1. Subscribe to a podcast related to education <p>Will need a Username & Password</p>	
iBooks 	<ol style="list-style-type: none"> 1. Download a free iPad guide from the iBook store <p>Will need a Username & Password</p>	
Safari 	<ol style="list-style-type: none"> 1. Save an image from http://www.nytimes.com. 2. If you don't want to use www.nytimes.com, use any other site you choose. <p>**if using this activity with students be sure to emphasize the importance of crediting the source.</p>	

iPad Treasure Hunt

Feature	Challenge	Notes
Smart Recorder DE 	1. Provide an audio recording of yourself. Explain how you accomplished either the Folder, Podcast, iBook, or Safari task during the first part of the iPad Treasure Hunt.	
Maps 	1. Locate and save a photo of the IU13 Building or the school you teach at from inside maps	
Camera 	1. Make a video separating the M & M's into colors and counting how many of each color.	
Camera 	1. Take several pictures of the front of the building, of a conference room, of the hallway, or of anything else that could be used for a slideshow.	