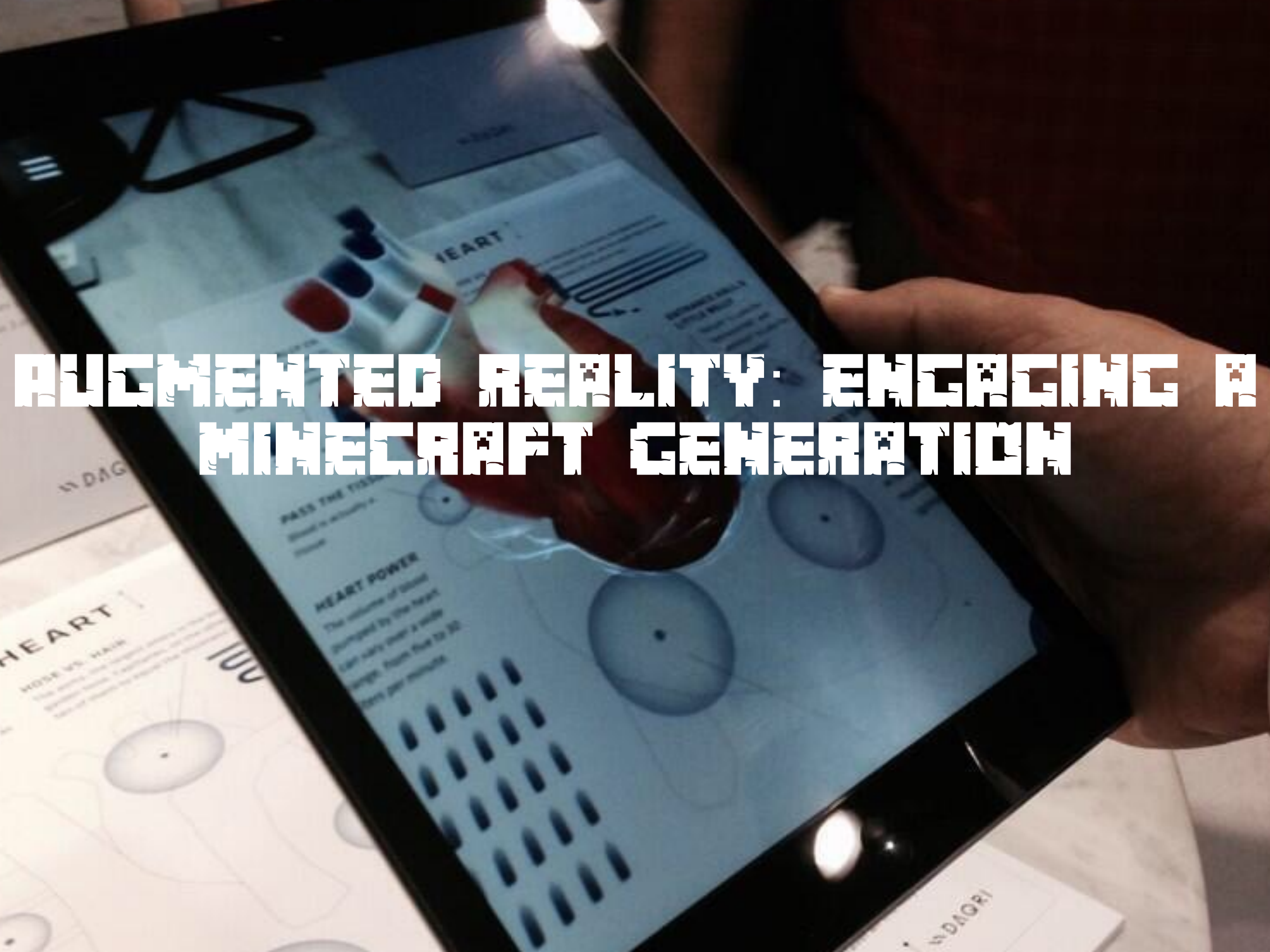


AUGMENTED REALITY: ENHANCING A MINECRAFT GENERATION



CONTACT INFORMATION

@TechMinock

dminock1@gmail.com

www.twoguysandsomeipads.com



What is AR?

Augmented Reality



WHY WILL THE SAME KID
SIT AND PLAY MINECRAFT
FOR HOURS, BUT HAVE
TROUBLE BEING ENGAGED
FOR A LESSON IN CLASS?

Abra / CP 113



POKÉMON

GO



79




POKÉMON 158 / 500	
CP 113 Abra	CP 187 Geodude
CP 202 Shellder	CP 43 Magikarp
CP 63 Rattata	CP 106 Geodude
CP 385 Machop	CP 99 Abra
CP 365	CP 224



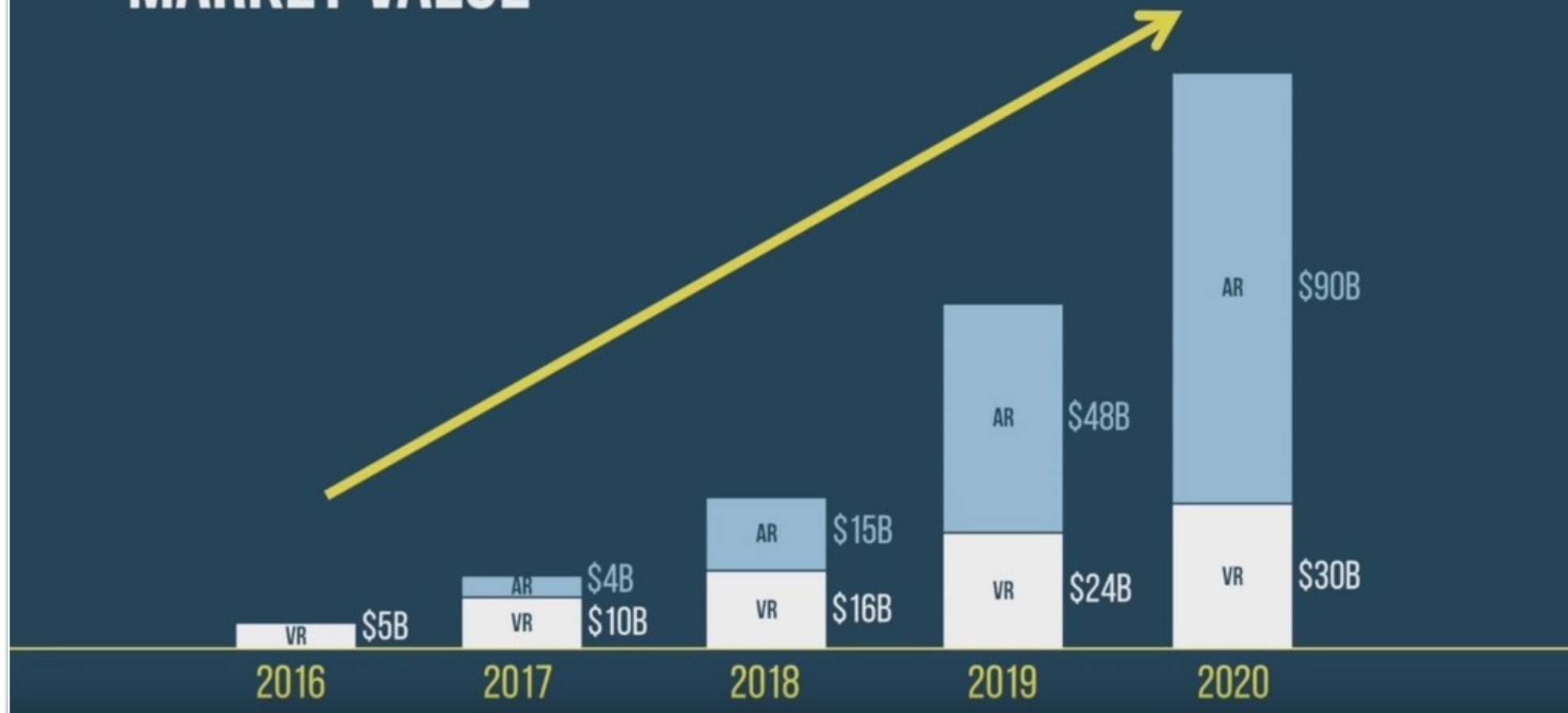
New York Mom
Reveals Pokémon Go
Has Helped Her Son
with Autism: 'It's Been
Something of a
Miracle 'Diagnosed
with hyperlexia and
autism

iTunes U Course


Explores ten learning activities guided by Gardner's theory of Multiple Intelligences to help you engage more fully with the world of Pokemon GO.



MARKET VALUE



THE POWER




WITHOUT AR



WITH AR

A LOT OF GIMMICKY APPLICATIONS

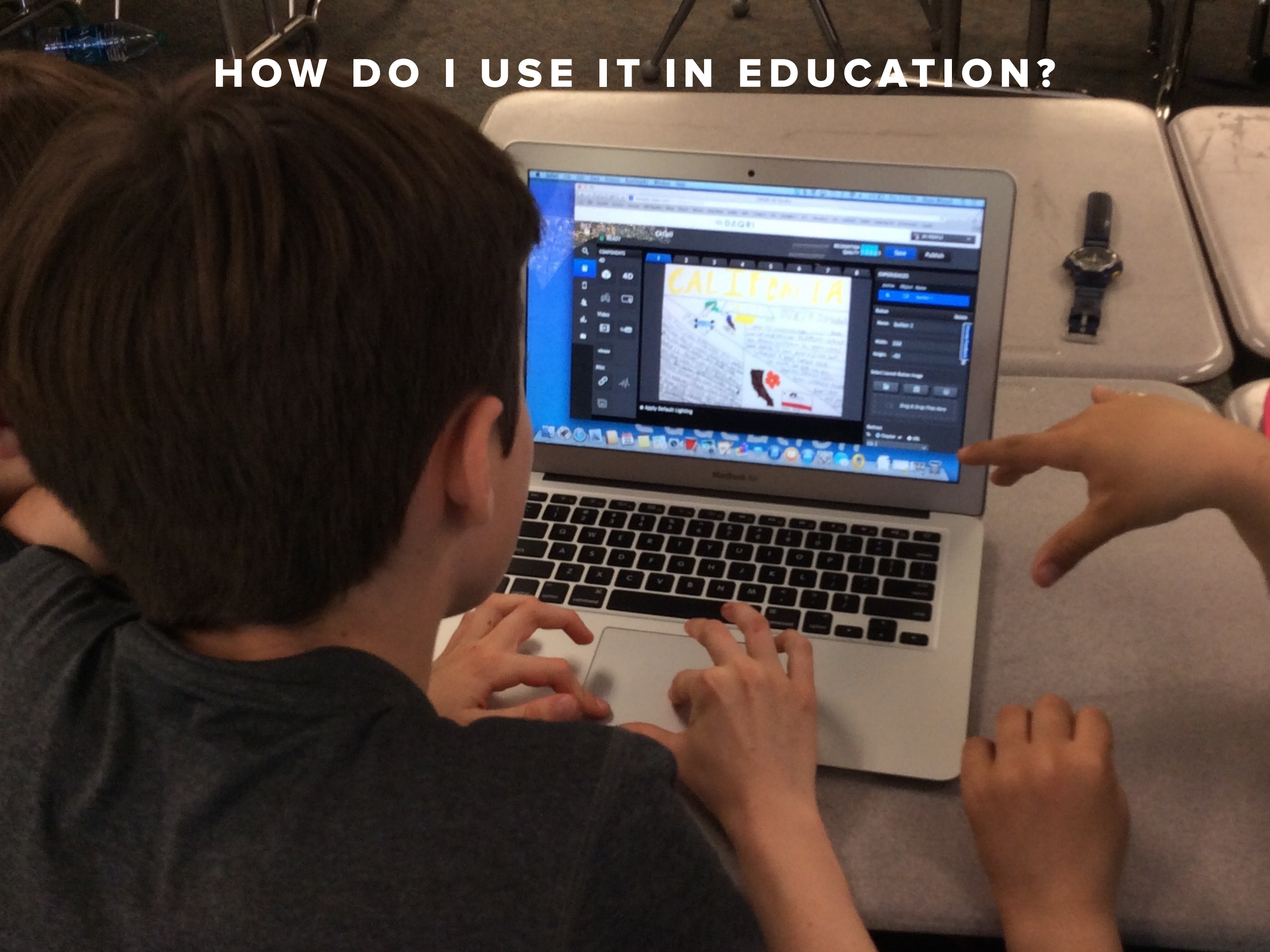




CREATES MIND
BLOWING
ENGAGEMENT!





HOW DO I USE IT IN EDUCATION?



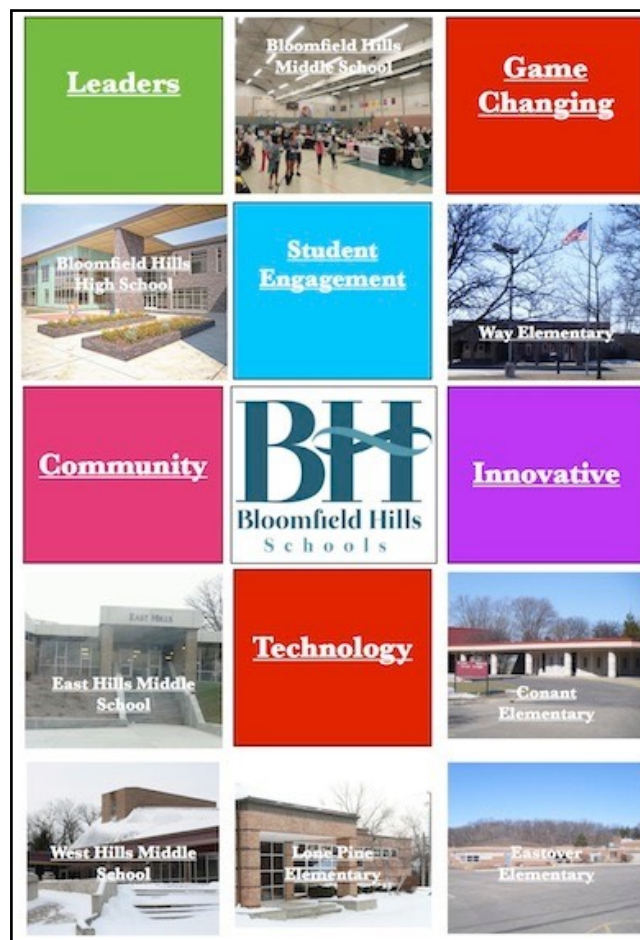
MEANINGFUL INTEGRATION

- **Book reviews-** Students can create short video book reviews of the book they have read from the classroom library or school library. Place a small sticker in the corner of the books with book review overlays. This will notify interested readers to view the augmented reality review. This allows the students to reflect on the book they have read while helping other interested readers in the process. (World Book Talk)
- **Homework Mini Lessons-** We use Explain Everything for many activities in our classrooms. It makes creating homework mini lessons very easy! A quick picture of the homework assignment, and I can record a mini lesson with audio and writing. This allows us to export the video and create homework a magic experience with DAQRI. The students then use augmented reality to view the mini lesson at home. Since we started using Explain Everything and DAQRI to create mini lessons, homework grades are up and are being turned in more frequent. Definitely check our Explain Everything at <http://www.explaineverything.com>

Name	Date	Time										
STUDY LINK 2-2		Many Names for Numbers										
		 										
1. Write five names for 64.		2. Write five names for 132.										
<div style="background-color: black; color: white; padding: 2px; margin-bottom: 5px;">64</div> <table border="1" style="width: 100%; height: 100px;"> <tr><td> </td></tr> <tr><td> </td></tr> <tr><td> </td></tr> <tr><td> </td></tr> <tr><td> </td></tr> </table>							<div style="background-color: black; color: white; padding: 2px; margin-bottom: 5px;">132</div> <table border="1" style="width: 100%; height: 100px;"> <tr><td> </td></tr> <tr><td> </td></tr> <tr><td> </td></tr> <tr><td> </td></tr> <tr><td> </td></tr> </table>					
3. Pretend that the 4-key on your calculator is broken. Write six ways to display the number 40 on the calculator without using the 4-key. Try to use different numbers and operations.												
Example: $2 \times 2 \times 10$												
<div style="display: flex; justify-content: space-between;"> <div>_____</div> <div>_____</div> <div>_____</div> </div> <div style="display: flex; justify-content: space-between;"> <div>_____</div> <div>_____</div> <div>_____</div> </div>												
<div style="border: 1px solid black; padding: 2px; display: inline-block;">Try This</div>												
4. Now pretend that all the keys on your calculator work except for the 3-key and the 6-key. Write six ways to display the number 36 without using these keys.												
<div style="display: flex; justify-content: space-between;"> <div>_____</div> <div>_____</div> <div>_____</div> </div> <div style="display: flex; justify-content: space-between;"> <div>_____</div> <div>_____</div> <div>_____</div> </div>												
<div style="border: 1px solid black; padding: 2px; display: inline-block;">Practice</div>												
5. $20 + 60 =$ _____		6. _____ $= 60 + 90$										
7. _____ $= 80 - 30$		8. $110 - 40 =$ _____										
42												

MEANINGFUL INTEGRATION

- **Community Posters and Ads-** Create posters or billboards to promote exciting upcoming events and features. Have each section of the poster come to life with specific information about a school, event, sports recaps, highlights, etc.
- **Interactive Puzzles for Open House-** Give each student a blank puzzle to create a picture that explains something they enjoy. Use DAQRI to add a video of the student saying hi to their parents and say something they are excited about for the school year. During curriculum night the parents will complete the puzzle and use DAQRI to view the experience.





4D: A Whole New Medium

DAQRI utilizes augmented reality along with other technologies to create a broader medium called 4D. It's important to consider the viewer's path of discovery when creating in 4D. Below are the best practices that ensure your 4D Experiences are captivating and effective.

The Viewer is the Director

4D storytelling unfolds spatially and interactively, enabling the viewer to decide the order and pace at which story elements are consumed.

Uniqueness Across Dimensions

Advance your creative ideas by considering how the physical and the virtual relate to each other in your experience. As a general rule, don't show a 4D object against a 2D representation of the same object.

Touch to Tell

Every experience should have touch-based interaction. Intuitive gestures and responsive animations drive engagement.

The most compelling 4D Experiences include these basic ingredients:

VISUALIZATION

Give your communications more impact

STORYTELLING

Evolve the way you engage your audience

KNOWLEDGE-TRANSFER

Convey complex information with ease

PLAY

Bring stories to life in a completely new way

Use Sound to Engage & Anchor

Sound is more than 50% of an experience's emotional resonance. Respond to button presses and UI elements with sound effects, and provide ambient music to enliven 3D scenes and image galleries.

No Scene Should be Completely Static

Guide the user with cues while allowing them to explore at their own pace to nurture interaction.





- Learn the elements like never before!
- Each block face depicts a different chemical symbol, representing the elements of the periodic table.
- Not only can you learn about each element in this incredible interactive environment, but when you put two blocks together it creates a chemical reaction in 4D.



ELEMENTS 4D

**ELEMENTS
4D™**

CHEMISTRY LESSON PLAN 1
ELEMENTARY SCHOOL

Oxygen

Symbol: O
Number: 8
Category: Non-metal
Standard Atomic Weight: 15.999(4)

The element that gives oxidation its name is not required in it, anything that steals electrons away creates oxidation. Oxygen is the third most abundant element in the universe and may be the most abundant in the composition of Earth, though iron is often estimated to beat it.

**ELEMENTS
4D™**

CHEMISTRY LESSON PLAN
MIDDLE SCHOOL (Grades 6-8)

Oxygen

Symbol: O
Number: 8
Category: Non-metal
Standard Atomic Weight: 15.999(4)

The element that gives oxidation its name is not required in it, anything that steals electrons away creates oxidation. Oxygen is the third most abundant element in the universe and may be the most abundant in the composition of Earth, though iron is often estimated to beat it.

**ELEMENTS
4D™**

CHEMISTRY LESSON PLAN
HIGH SCHOOL (Grades 9-12)

Oxygen

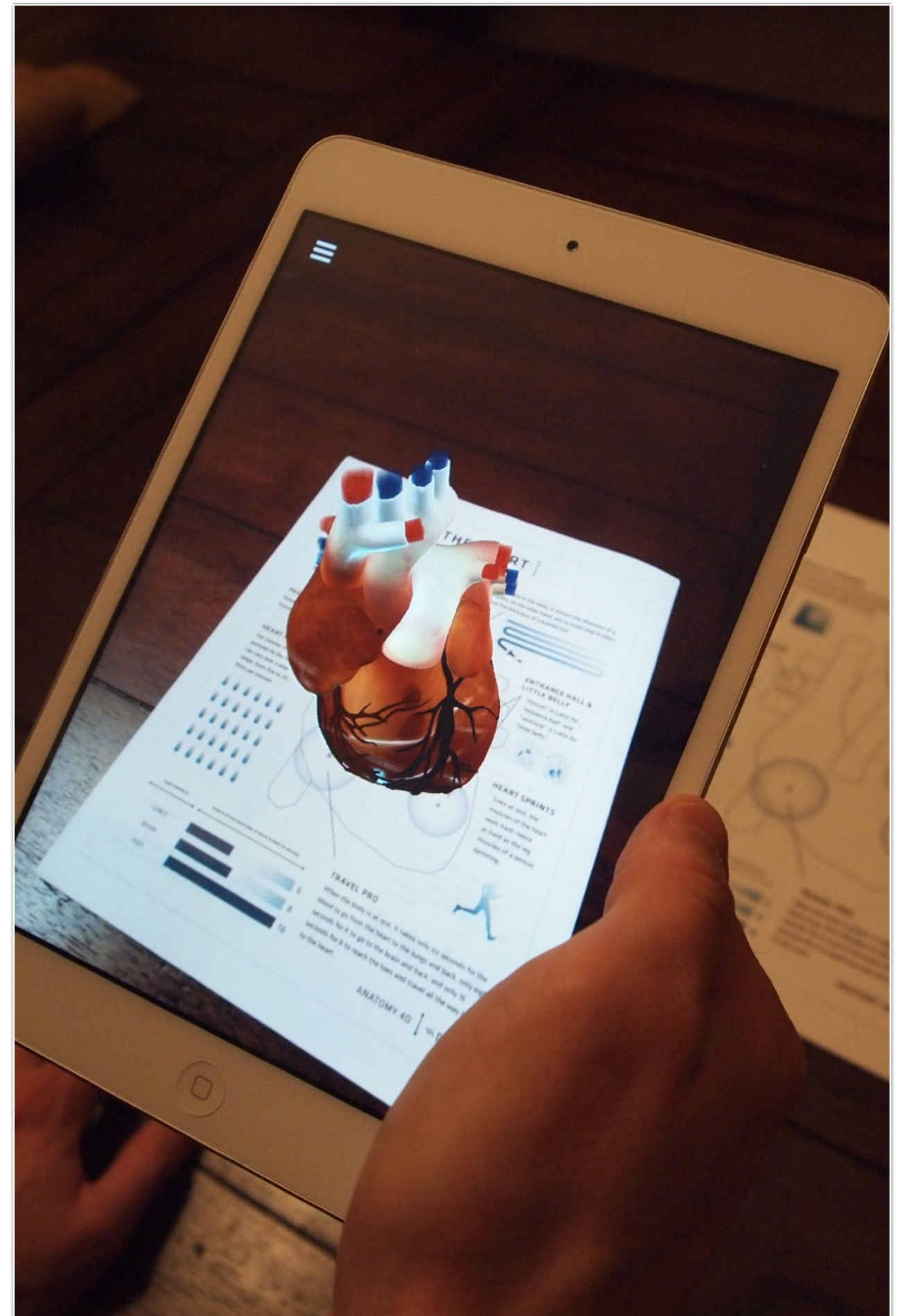
Symbol: O
Number: 8
Category: Non-metal
Standard Atomic Weight: 15.999(4)

The element that gives oxidation its name is not required in it, anything that steals electrons away creates oxidation. Oxygen is the third most abundant element in the universe and may be the most abundant in the composition of Earth, though iron is often estimated to beat it.

ANATOMY

4D

- Each target provides a different, yet extraordinary experience! The human body allows you to isolate and focus on several bodily systems, learning how each one works together.
- The Heart allows the user to isolate and focus on specific atriums, view how the blood flows, and an animated cardiac cycle.



The logo features the Crayola brand name in its signature font inside a yellow oval with a rainbow gradient. To the right, the words "Color" and "ALIVE" are stacked in a large, bold, white font with a thick blue outline and a slight 3D effect. The background is a dark purple with a repeating geometric pattern of triangles.

Crayola Color ALIVE

Crayola® Color Alive™ IS POWERED BY
 **DAQRI 4D**
TECHNOLOGY






- Powered by DAQRI Technology
- Coloring Books available at all major retail stores
- Crayons with Special Effects



Inspire Creative Writing





Thank you and Stay connected!



**Drew
Minock**

dminock1@gmail.com

@TechMinock