

# Integrating Technology into the Daily 5

---

Vicki Grenier  
Lampeter-Strasburg School District



# My Background and Philosophy

---

- Certifications in Elementary, Early Childhood, and Special Education
- Masters in Learning, Design, and Technology (Penn State)
- 3<sup>rd</sup> Grade teacher (also have taught kindergarten and 5<sup>th</sup> grades)



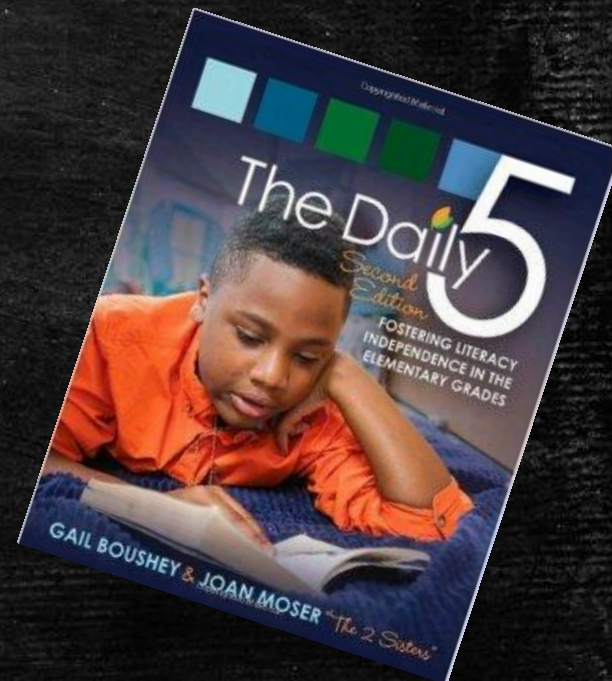
- Philosophy: Technology should be integrated into classroom routines when it enhances student learning and engagement.



# Introduction

---

- Based on the work of Gail Boushey & Joan Moser
- Foundational alignments:
  - “Routine periods during which students read on their own, practicing old and new skills
  - Focused instruction that introduces new skills and guides student practice
  - Structure that reinforces independence
  - Student choice of activities and reading content
  - Authentic reading and writing tasks
  - Instruction and expectations that match brain development”
    - The Daily Cafe
- Also could be used to integrate technology into any ELA





# The Daily 5

---

- Read to Self
- Read to Someone
- Listening to Reading
- Word Work
- Work on Writing





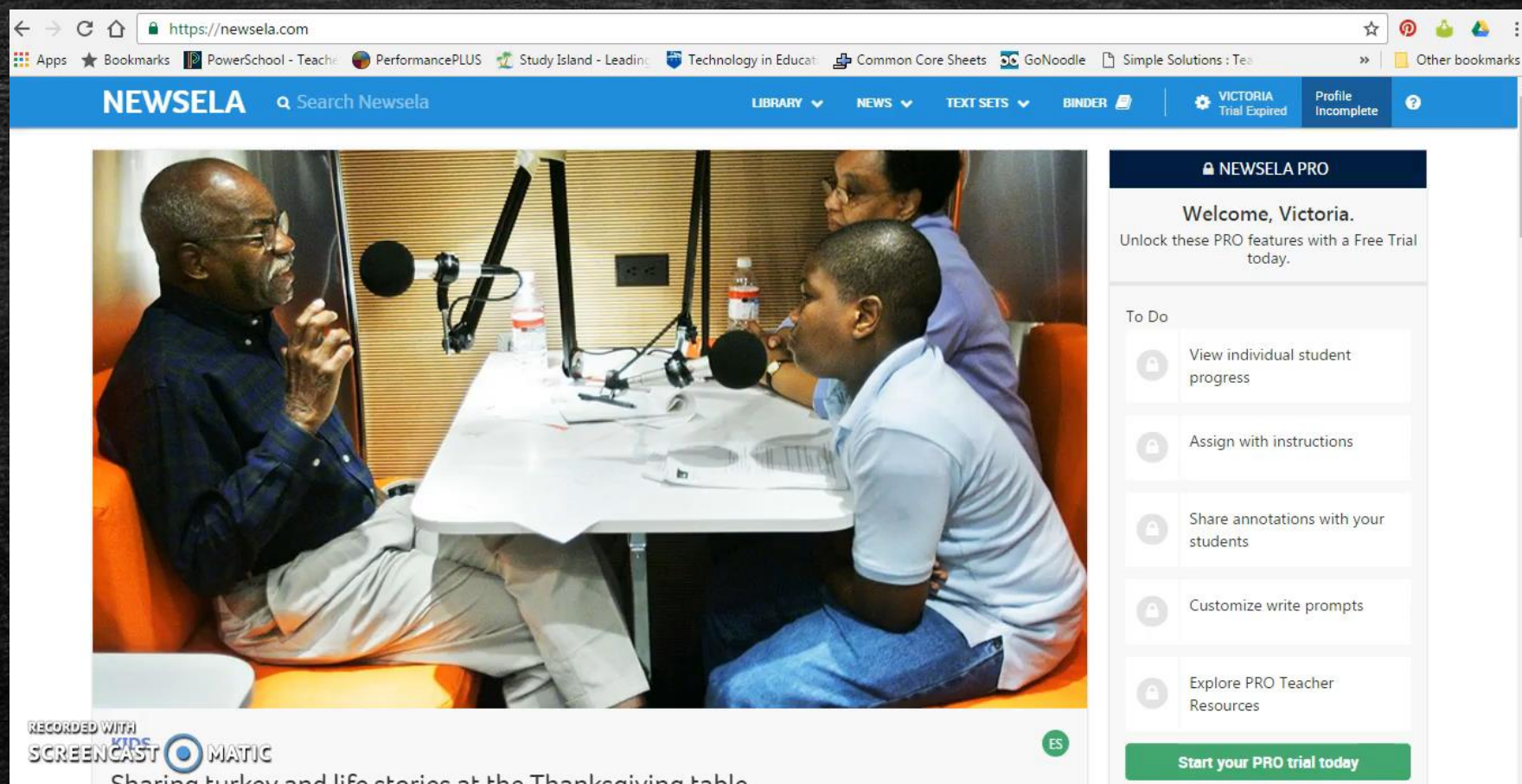
# Read to Self

- Kids A-Z
- Schoology
- Study Island
- Reading Series (McGraw-Hill, Houghton Mifflin, etc.)
- Newsela\*
- News-O-Matic
- BookAdventure
- Tumble Book Library
- Tales2Go
- Google Forms, Docs, and Drawings\*





Newsela.com





# Google Apps for Education

The screenshot shows a Google Forms interface within a web browser. The browser's address bar displays the URL: [https://docs.google.com/a/l-spioneers.org/forms/d/15Y\\_rovPIFxbV\\_IxZfEm2wllwcEjmT9Cj4UffAIE7cQ4/edit](https://docs.google.com/a/l-spioneers.org/forms/d/15Y_rovPIFxbV_IxZfEm2wllwcEjmT9Cj4UffAIE7cQ4/edit). The browser's bookmark bar includes links to 'Apps', 'PowerSchool - Teacher', 'PerformancePLUS', 'Study Island - Learning', 'Technology in Education', 'Common Core Sheets', 'GoNoodle', and 'Simple Solutions: Teacher'. The form itself has a decorative header with a pattern of plates and cutlery. The title 'Anasi Learns a Lesson' is at the top left, and a 'SEND' button is at the top right. Below the title, there are tabs for 'QUESTIONS' and 'RESPONSES' (showing 42 responses). The form is divided into sections, with 'Section 1 of 4' currently active. The main content area contains the title 'Anasi Learns a Lesson' followed by the instruction 'After listening to the story, answer these questions.' There are two required questions: 'Your Name \*' with a 'Short answer text' input field, and 'Your teacher \*' with a radio button selection for 'Mrs. Greenwood'. A vertical toolbar on the right side of the form contains icons for adding new questions, inserting images, and other editing tools. A 'RECORDED WITH SCREENCAST MATIC' watermark is visible in the bottom left corner of the form area.

← Anasi Learns a Lesson

SEND

QUESTIONS RESPONSES 42

Section 1 of 4

Anasi Learns a Lesson

After listening to the story, answer these questions.

Your Name \*

Short answer text

Your teacher \*

☐ Mrs. Greenwood

RECORDED WITH SCREENCAST MATIC



# Listening to Reading

---

- Kids A-Z\*



- Reading Program (McGraw-Hill, Houghton Mifflin, etc.)

- News-O-Matic\*





# KidsA-Z

The screenshot shows the Raz-Kids website homepage. At the top, there's a navigation bar with a "Learning A-Z" logo, an "EXPLORE OUR PRODUCTS" button, and a "MEMBER LOGIN" button. Below this, the main header features the "Raz-Kids" logo, statistics for "Books Read: 4,799,359,816" and "Readers Online: 6,139", and buttons for "Order Now" and "Free Trial". A search bar labeled "Resources" is also present. To the right of the search bar are buttons for "Manage Students" and "Teacher Corner". A cartoon robot character is pointing towards a large green "KIDS LOGIN" button. Below the header, a yellow banner contains the text "RAZ-KIDS" and "The award-winning website where K-5 students go to read — anytime, anywhere!". Underneath this banner are three buttons: "Get Free Samples", "Start My Free Trial", and "ORDER NOW". To the right of the banner is a video player titled "Introducing Raz-Kids" showing children reading. Below the video player is the text "New to Raz-Kids? Watch our quick video introduction!". The bottom left corner of the screenshot has a "RECORDED WITH SCREENCAST MATIC" watermark.

https://www.raz-kids.com

Apps Bookmarks PowerSchool - Teacher PerformancePLUS Study Island - Leading Technology in Education Common Core Sheets GoNoodle Simple Solutions : Teacher Other bookmarks

Learning A-Z EXPLORE OUR PRODUCTS MEMBER LOGIN

Raz-Kids Books Read: 4,799,359,816 Readers Online: 6,139 Order Now Free Trial About Raz-Kids

Resources Search Resources Manage Students Teacher Corner

KIDS LOGIN

RAZ-KIDS

The award-winning website where K-5 students go to read — anytime, anywhere!

Get Free Samples

Start My Free Trial

ORDER NOW

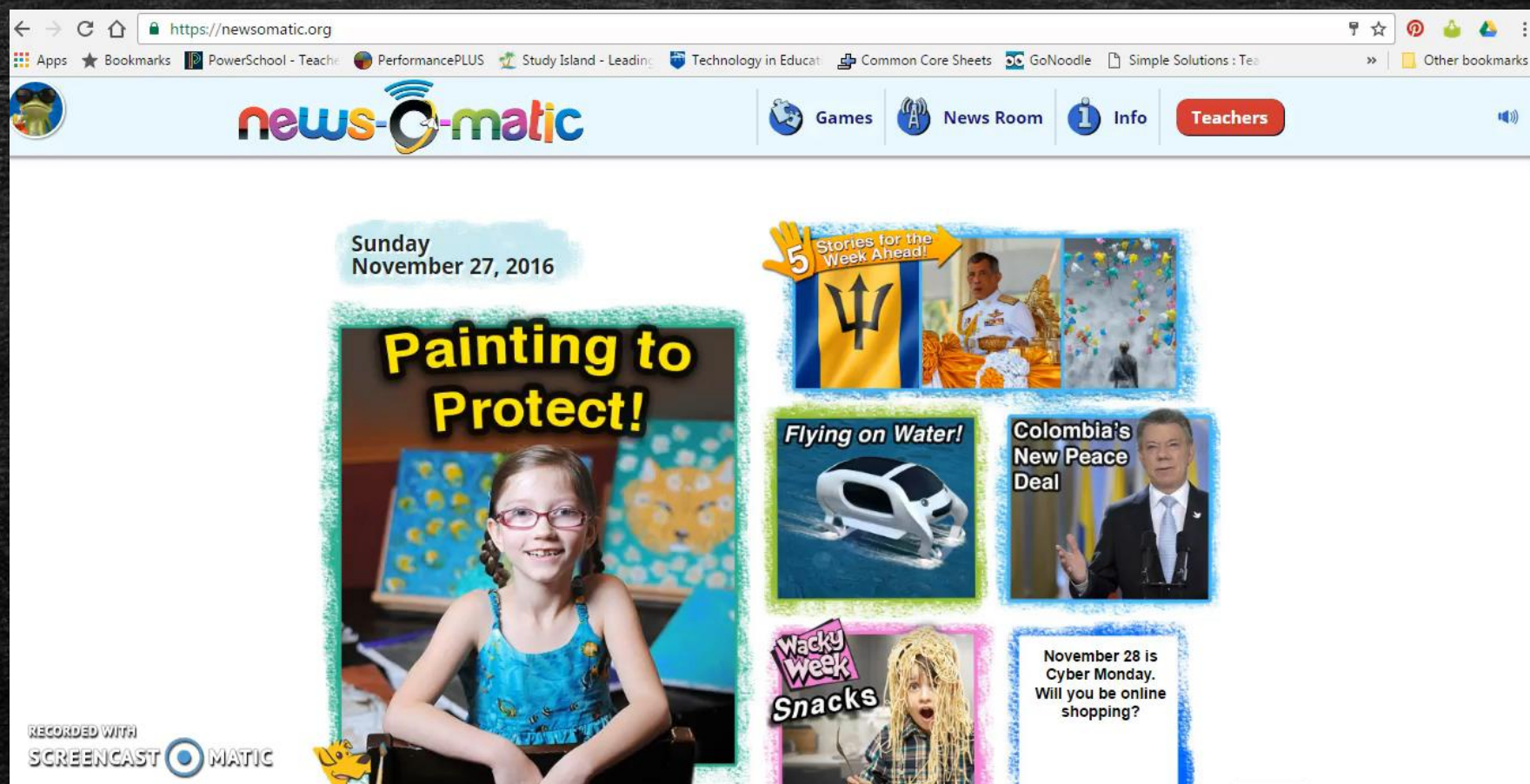
Introducing Raz-Kids

New to Raz-Kids? Watch our quick video introduction!

RECORDED WITH SCREENCAST MATIC





# News-o-Matic





# Work on Writing

- Google Docs\*
- Study Island
- NoRedInk\*
- Writing Challenge for Kids(app)\*
- LearnZillion
- Blogging
- Discussions
- Flippity.net (mad libs)

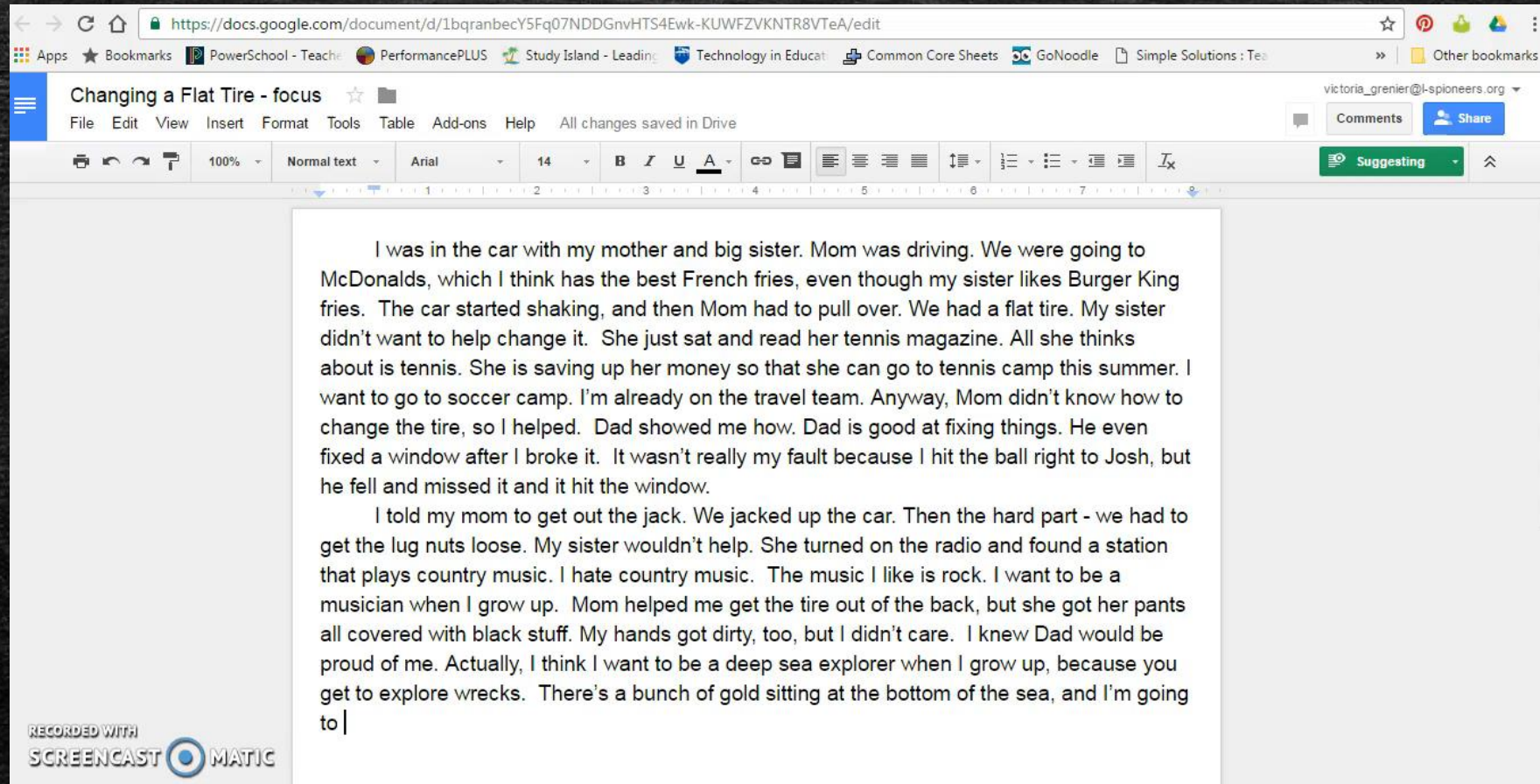
3. WRITING	
<input type="checkbox"/>	a. <a href="#">Introducing and Closing Topics - Lesson</a> 
<input type="checkbox"/>	b. <a href="#">Supporting Facts and Details - Lesson</a>
<input type="checkbox"/>	c. <a href="#">Linking Words and Phrases - Lesson</a> 



Writing Challenge  
for Kids



# Google Docs for Work on Writing



The screenshot shows a Google Docs interface in a web browser. The address bar displays the URL: <https://docs.google.com/document/d/1bqranbecY5Fq07NDDGnvHTS4Ewk-KUWFZVKNT8VTaA/edit>. The document title is "Changing a Flat Tire - focus". The top menu bar includes File, Edit, View, Insert, Format, Tools, Table, Add-ons, and Help. The toolbar shows various formatting options like bold, italic, underline, text color, background color, and alignment. The document content consists of two paragraphs of text. The first paragraph describes a car accident where a flat tire occurred, and the second paragraph describes the process of changing the tire. The text is written in a simple, conversational style. A "Suggesting" mode indicator is visible in the top right corner. A watermark "RECORDED WITH SCREENCAST MATIC" is visible in the bottom left corner.

https://docs.google.com/document/d/1bqranbecY5Fq07NDDGnvHTS4Ewk-KUWFZVKNT8VTaA/edit

Apps ★ Bookmarks PowerSchool - Teacher PerformancePLUS Study Island - Learning Technology in Education Common Core Sheets GoNoodle Simple Solutions : Teachers

Other bookmarks

Changing a Flat Tire - focus ☆

File Edit View Insert Format Tools Table Add-ons Help All changes saved in Drive

100% Normal text Arial 14 B I U A

Suggesting

I was in the car with my mother and big sister. Mom was driving. We were going to McDonalds, which I think has the best French fries, even though my sister likes Burger King fries. The car started shaking, and then Mom had to pull over. We had a flat tire. My sister didn't want to help change it. She just sat and read her tennis magazine. All she thinks about is tennis. She is saving up her money so that she can go to tennis camp this summer. I want to go to soccer camp. I'm already on the travel team. Anyway, Mom didn't know how to change the tire, so I helped. Dad showed me how. Dad is good at fixing things. He even fixed a window after I broke it. It wasn't really my fault because I hit the ball right to Josh, but he fell and missed it and it hit the window.

I told my mom to get out the jack. We jacked up the car. Then the hard part - we had to get the lug nuts loose. My sister wouldn't help. She turned on the radio and found a station that plays country music. I hate country music. The music I like is rock. I want to be a musician when I grow up. Mom helped me get the tire out of the back, but she got her pants all covered with black stuff. My hands got dirty, too, but I didn't care. I knew Dad would be proud of me. Actually, I think I want to be a deep sea explorer when I grow up, because you get to explore wrecks. There's a bunch of gold sitting at the bottom of the sea, and I'm going to |

RECORDED WITH SCREENCAST MATIC







# Writing Challenge

SETTINGS

App Language

Time between steps

Number of steps

MORE

More Writing Resources >>

Sound effects  
by <http://www.freesfx.co.uk>

Time between steps

1 minute ☒

2 minutes ☐

3 minutes ☐

4 minutes ☐

5 minutes ☐

6 minutes ☐

7 minutes ☐

8 minutes ☐

9 minutes ☐

10 minutes ☐

Cancel

Number of steps

4 ☒

5 ☐

6 ☐

7 ☐

8 ☐

9 ☐

10 ☐

11 ☐

12 ☐

13 ☐

Cancel



# Let's Try it! Step 1

Start writing a story that...

begins with this sentence:

*It fit perfectly, but ...*

Another

OK

Start writing a story that...

includes the words:  
*alien banquet clear*

Another

OK

Start writing a story that...

in which a character says:

*Don't climb that tree*

Another

OK

Time until the next step:

00:11





## Step 2

Start writing a story that...

STEP 1

in which a character says:

*Don't climb that tree*

STEP 2

now make a character say:

*Do you have it?*

*Another*

*OK*

Start writing a story that...

STEP 1

in which a character says:

*Don't climb that tree*

STEP 2

include this sentence:

*He kissed her before ...*

*Another*

*OK*



## Step 3

STEP 2

include this sentence:

*He kissed her before ...*

STEP 3

include this sentence:

*He had a very strange idea ...*

*Another*

*OK*

STEP 2

include this sentence:

*He kissed her before ...*

STEP 3

add this word:

*bracelet*

*Another*

*OK*



## Step 4

STEP 3	add this word: <i>bracelet</i>
STEP 4	end the story with a character who <i>is lost</i>
<div>Another</div> <div>OK</div>	

STEP 3	add this word: <i>bracelet</i>
STEP 4	end the story with the word: <i>brave</i>
<div>Another</div> <div>OK</div>	



# Word Work

---

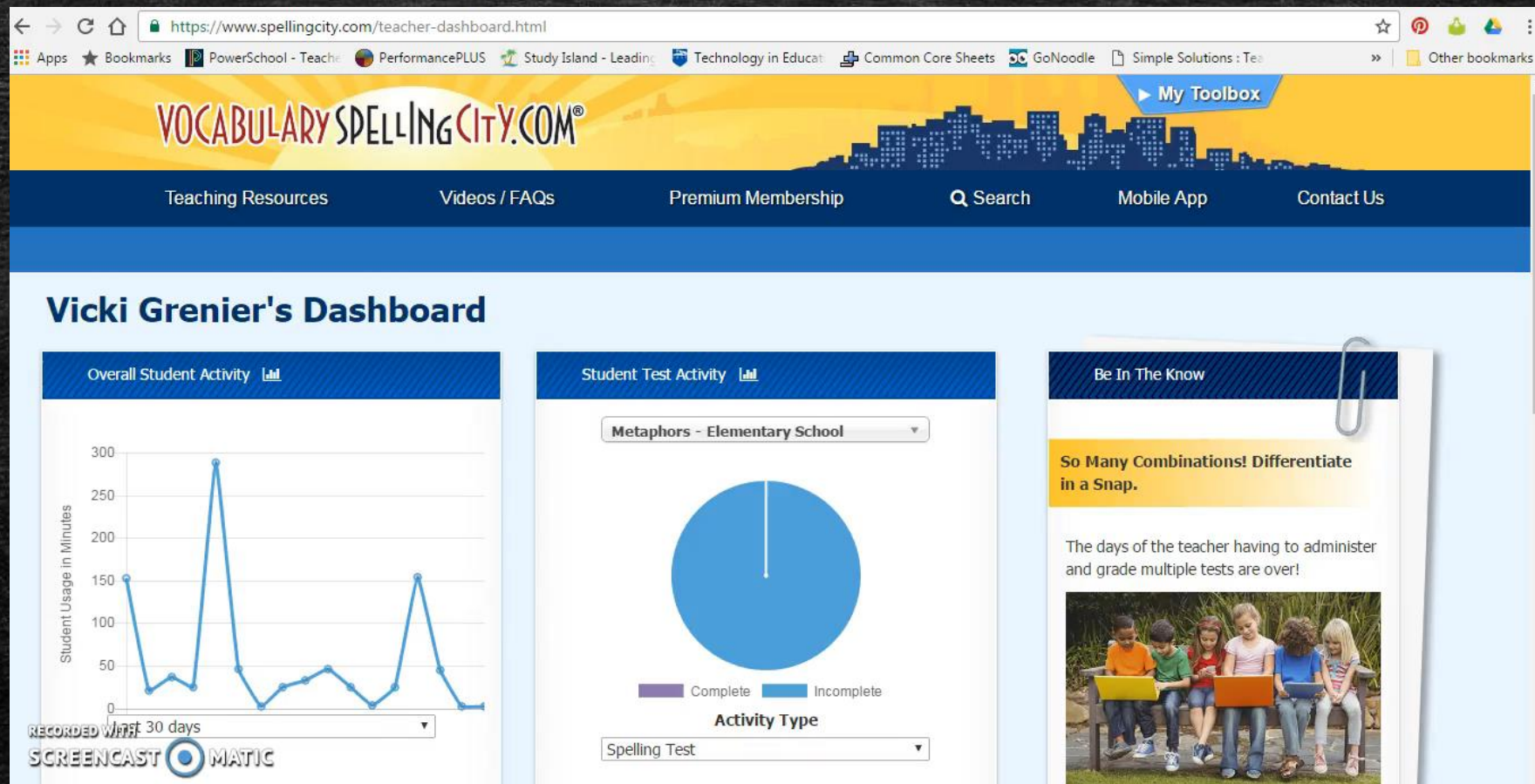
- SpellingCity\*



- Study Island (root words and affixes)
- aaaspell.com



# SpellingCity






# Read to Someone

---

- Google Hangouts



- Facetime





## Summary

Resource	Website	iOS App	Android App	Free	Cost/Premium
Google	X	X	X	X	
Kids A-Z	X	X	X		X
Schoology	X	X	X	X	X
Study Island	X				X
Newsela	X	X		X	X
News-O-Matic	X	X	X	X	
Reading Program	?	?	?		X
Book Adventure	X			X	
Tumble Book	X				X
Tales2Go	X	X	X		X
NoRedInk	X			X	X
Spelling City	X	X	X?	X	X
aaaSpell	X			X	
LearnZillion	X	X	X	X	
Writing Challenge for Kids		X	X		X