
A decorative border made of black swirls and loops surrounds the text.

# **Managing a 1:1 Early Elementary Classroom**

*Making Technology Meaningful*



# Becky Wimmer

- \* M. Ed. Literacy Education
- \* First Grade Teacher  
-Spring Grove Area School District



A hand-drawn decorative border in black ink, featuring a series of loops and swirls that frame the central text.

**Management**

**Apps**

**Creation**

A hand-drawn decorative border in black ink, featuring a series of loops and swirls that frame the central text.

# **iPad Management**



# **iPad Management**

## **Food For Thought...**

- \*Where will the iPads “live”?**  
(during the day and in the evening)
- \*Who can charge the iPads?**
- \*What happens if...**
  - \*students do not show respect for the iPad or iPad rules?**
  - \*Erase apps?**
  - \*Use an app they weren't directed to use?**

# iPad Management


## iPad Storage





# iPad Management

## Key Terms



Turtle iPads



Hug & Hold




# iPad Management

## Student Friendly Tips



Number iPads



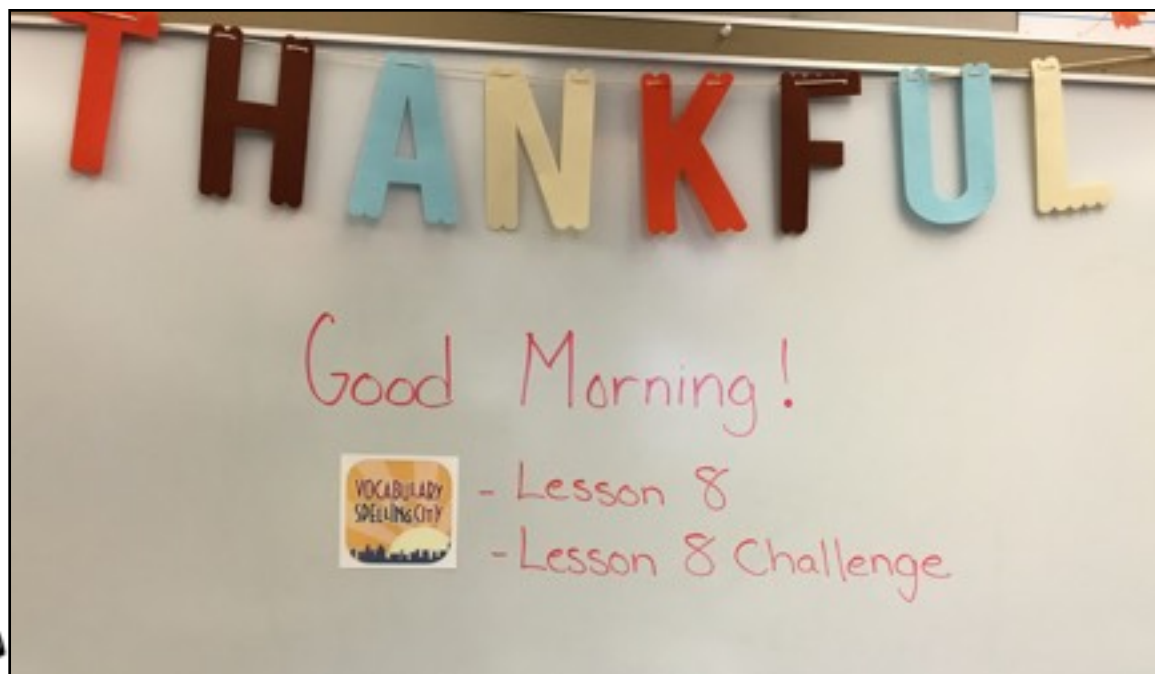
Student selfie on lock and  
home screen for easy  
identification

# iPad Management

## Student Friendly Tips



\* App icons for easy app identification



Headphones  
on top!



# **Apps**

**Apps for Practice**


**Apps that Differentiate**

**Apps to Create**



# Apps for Practice

**ELA**



**Spelling  
City**



**Quizlet**



**Sight Words &  
Letter Ninja**

**ALL FREE!**



# Apps for Practice

## Math




Base Ten  
Bingo  
(paid)



Mathopolis  
(paid)



First Grade  
Math Challenge-  
Barnyard Edition  
(first 5 levels free)




Teaching  
Number  
Lines  
(free)

# Apps That Differentiate



**iStation**  
(school  
subscription  
necessary)



**Front Row**  
(free)



**Front Row**  
(free & paid  
versions)

# Apps to Create



Educreations  
(free)



30 Hands  
(3 projects  
allowed/5  
times  
publishing  
to camera roll)



Shadow  
Puppet Edu  
(free)



Popplet  
Lite  
(Free - 1  
Popplet  
at a time)



# Apps to Create



TeleStory  
(free)



Toontastic  
(free)



Write About  
This  
(paid)



ChatterPix  
Kids  
(free)




**When using apps,  
think quality  
not quantity!**

# Brain Break!

## GoNoodle

[www.gonoodle.com](http://www.gonoodle.com)





# **Why GoNoodle?**

**\*Fidgeting is the brain's involuntary response to get student refocused.**

**The brain is trying to wake itself up through movement!**

**\*If we want students to concentrate and focus during class time, we have to give them many opportunities to move.**



# GoNoodle

## \*Free website!

- \* Physical Activity Breaks: Movement videos & songs, yoga, interactive games

- \* Indoor Recess!

## \*GoNoodle Plus (paid version)

- \* More content, customization, and standards alignment
- \* Body Spell, Field Trip, Mega Math Marathon, and many more!





**Making  
Technology  
Meaningful**

# QR Codes

## Uses

- Phonics Review
- Math Word Problems
- Research
- Sites



Name: \_\_\_\_\_

Long A recording sheet (C)

Word Bank

flake rake plate shake wave  
game cake chase wake flame

1. _____	6. _____
2. _____	7. _____
3. _____	8. _____
4. _____	9. _____
5. _____	10. _____

©Wim's winners



# **QR Codes**

## **QR Code Generators**

**-qrstuff.com**

**-the-qr-code-generator.com**

## **Tutorials**

**-YouTube: Greg Smedley  
(The Kindergarten  
Smorgasboard)**



**1:1 OR 1:2 ?**

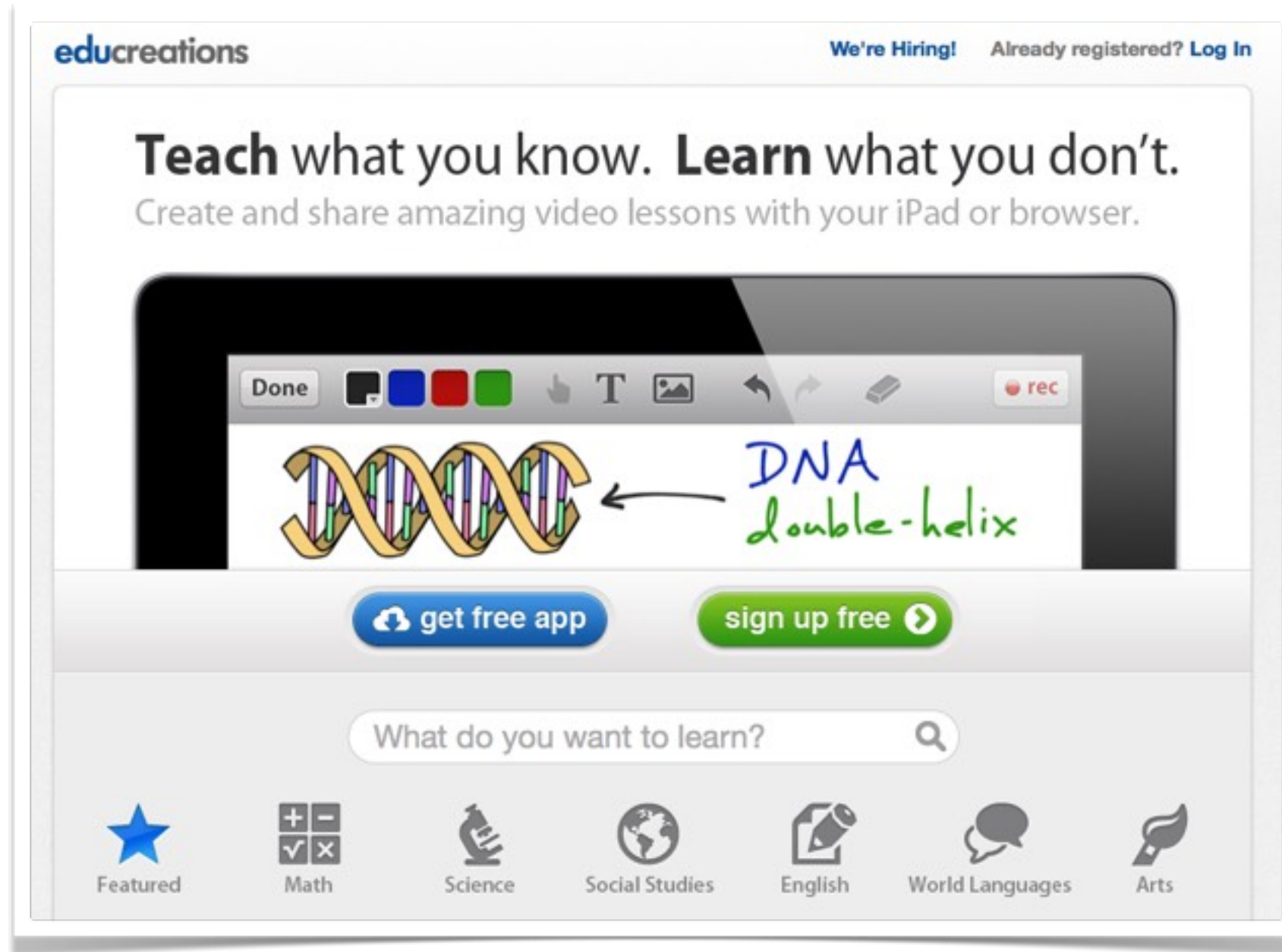
**Digital Natives**

*with a twist!*






# Educreations







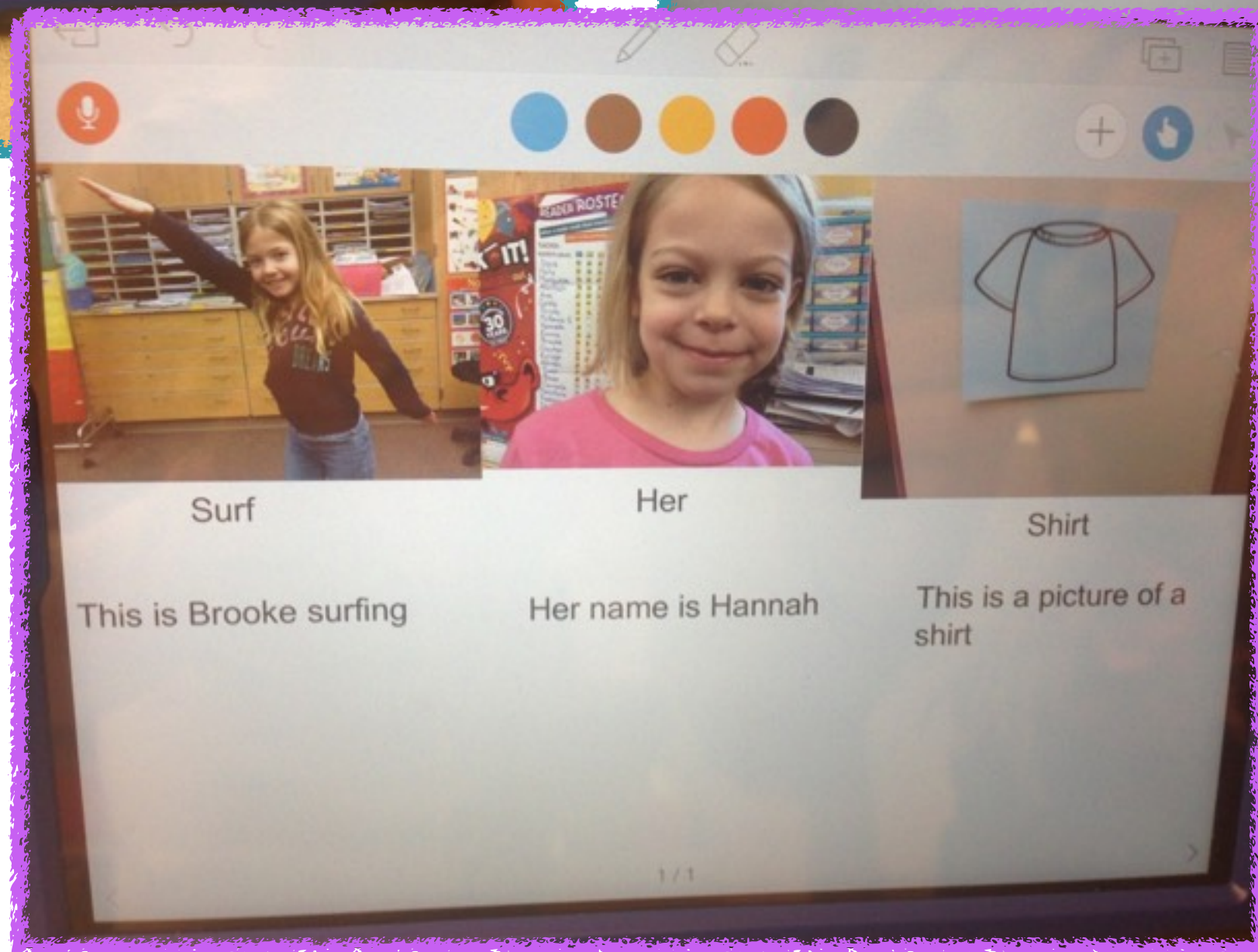
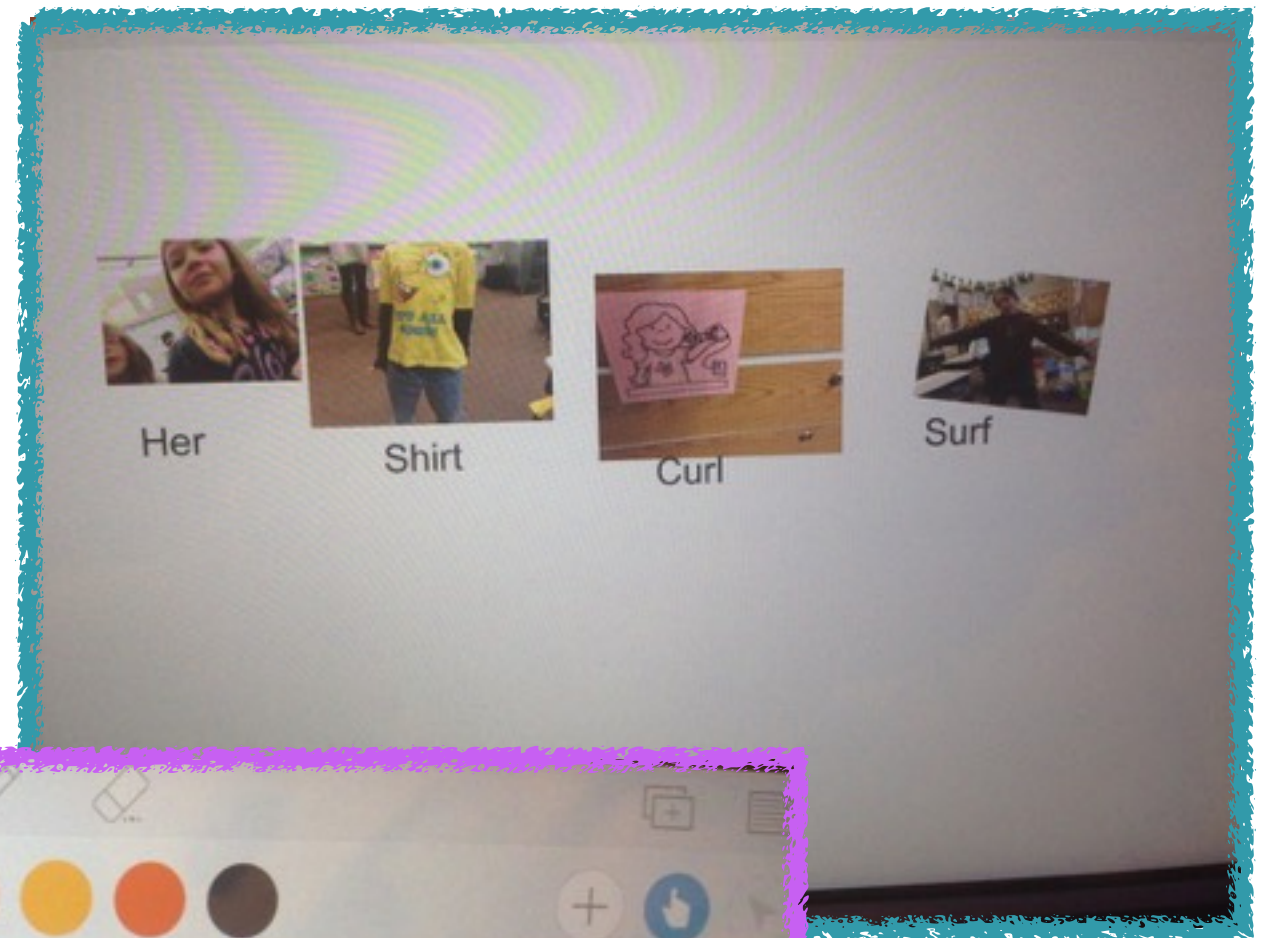
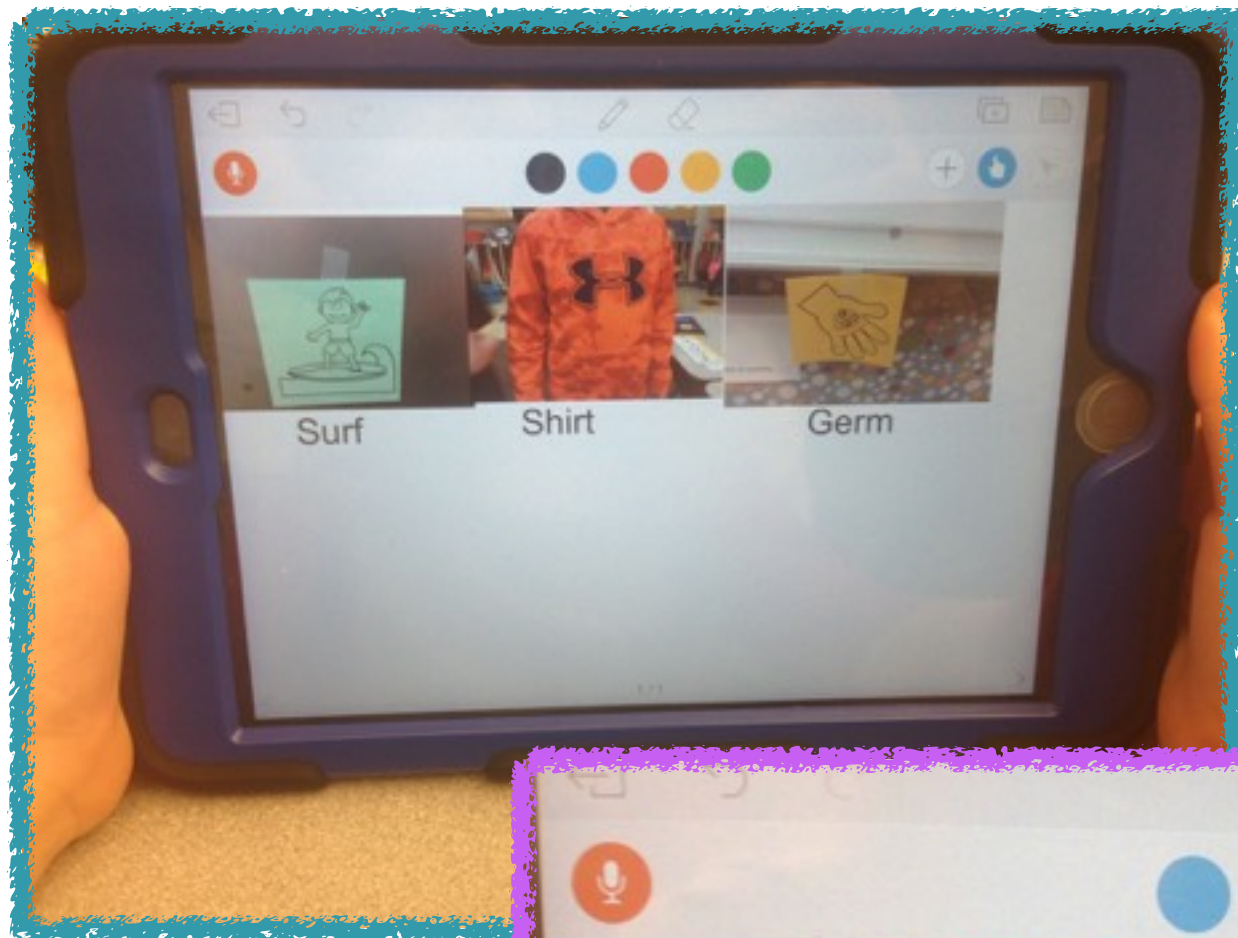


Yellow and red  
It's fast

Controls  
Engin

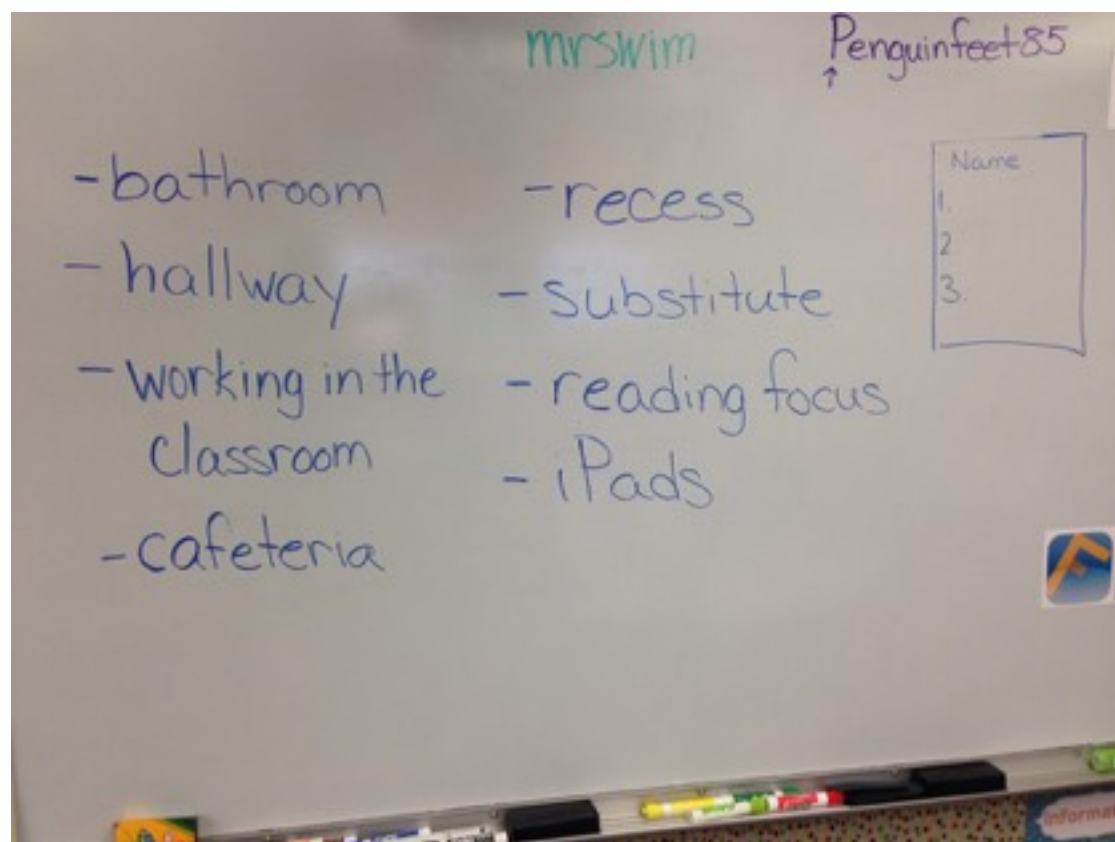


Fly  
Wings  
green yellow





# 30 Hands Classroom Rules



**Step 1: Brainstorm location ideas**

**Step 2: Have students list their top 3 choices**

**Step 3: Place students in groups**

# 30 Hands Classroom Rules




**Step 4: Brainstorm ideas for  
location**



# 30 Hands Classroom Rules




**Step 5: Sequence  
Ideas**




**Step 6: Write Script**



# 30 Hands Classroom Rules



**Step 7: Take Pictures &  
Record Audio  
(complete project)**



**Step 8: Share with  
Others!**

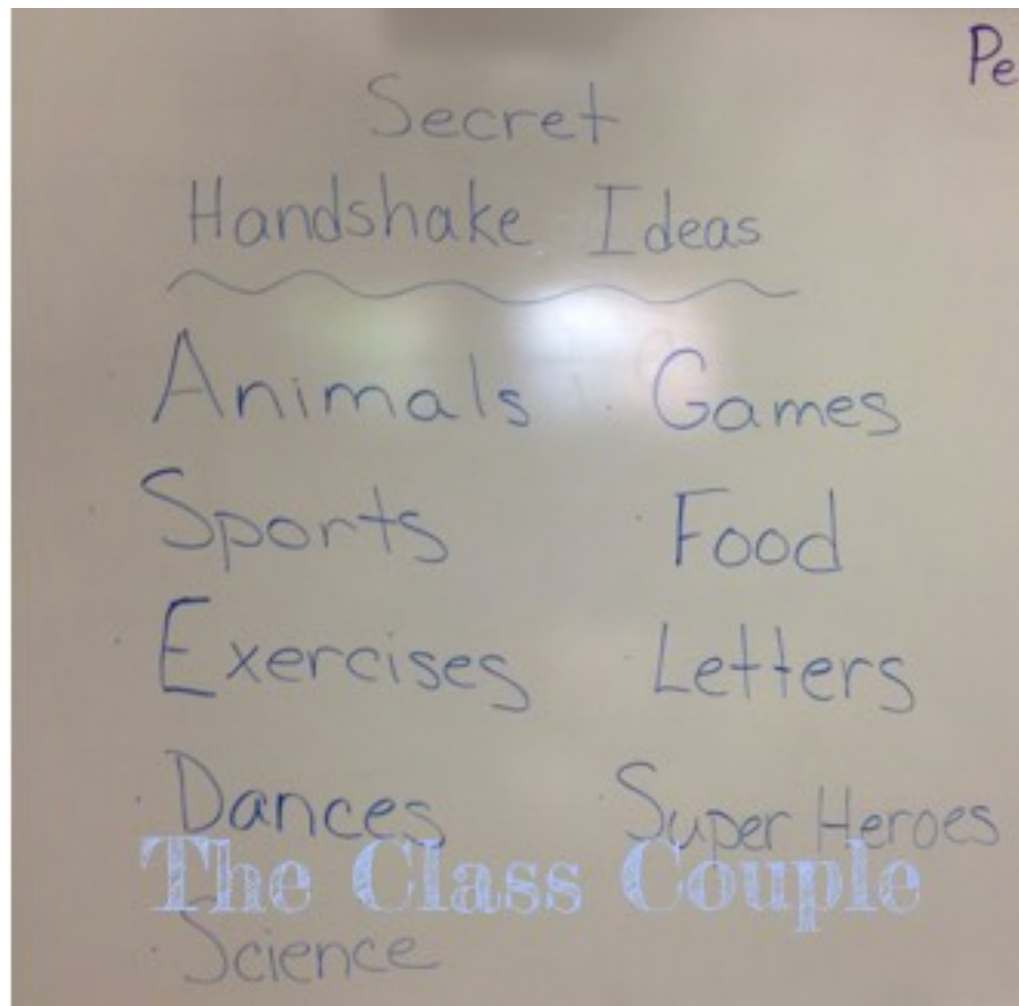


# 30 Hands Classroom Rules



# Short Clips

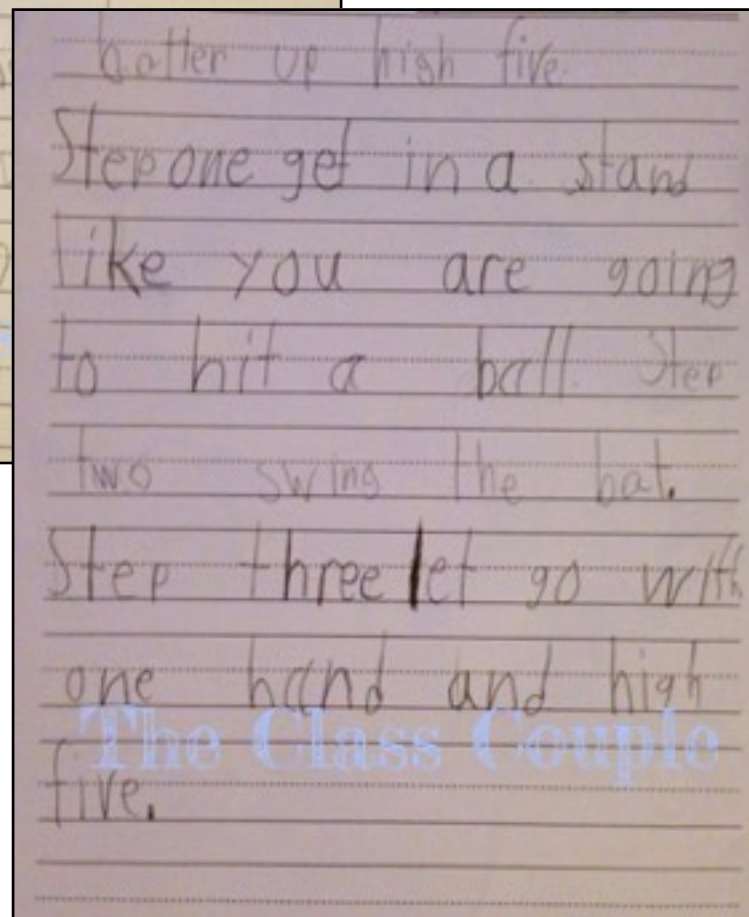
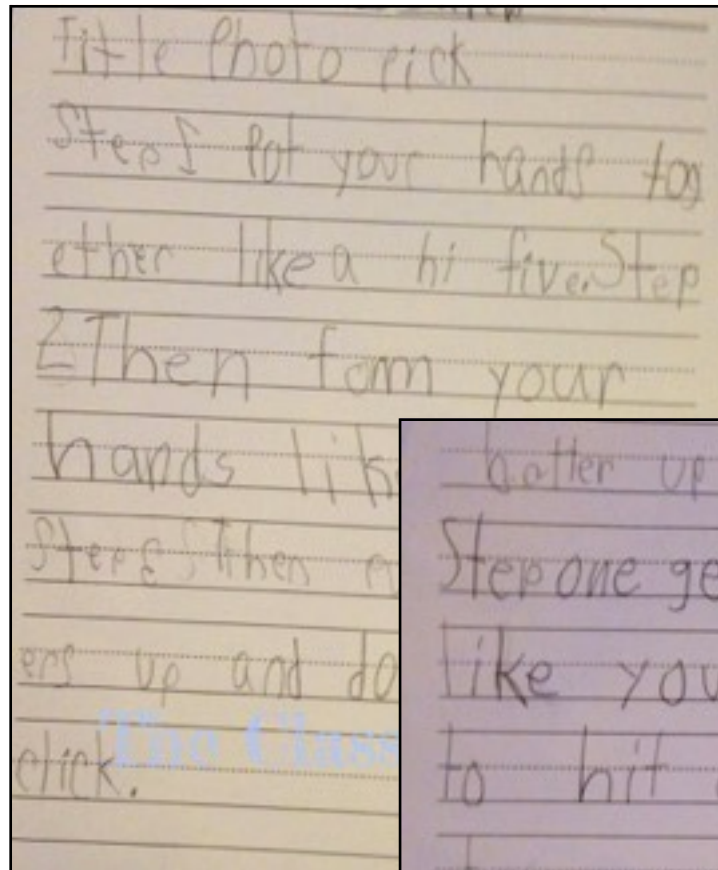
## Secret Handshakes!



**Step 1: Brainstorm  
Handshake Movement  
Inspiration!**

# Secret Handshakes!

## Step 2: Draft & Practice



## Step 3: Make A Background



# Secret Handshakes!

## Step 4: Film!

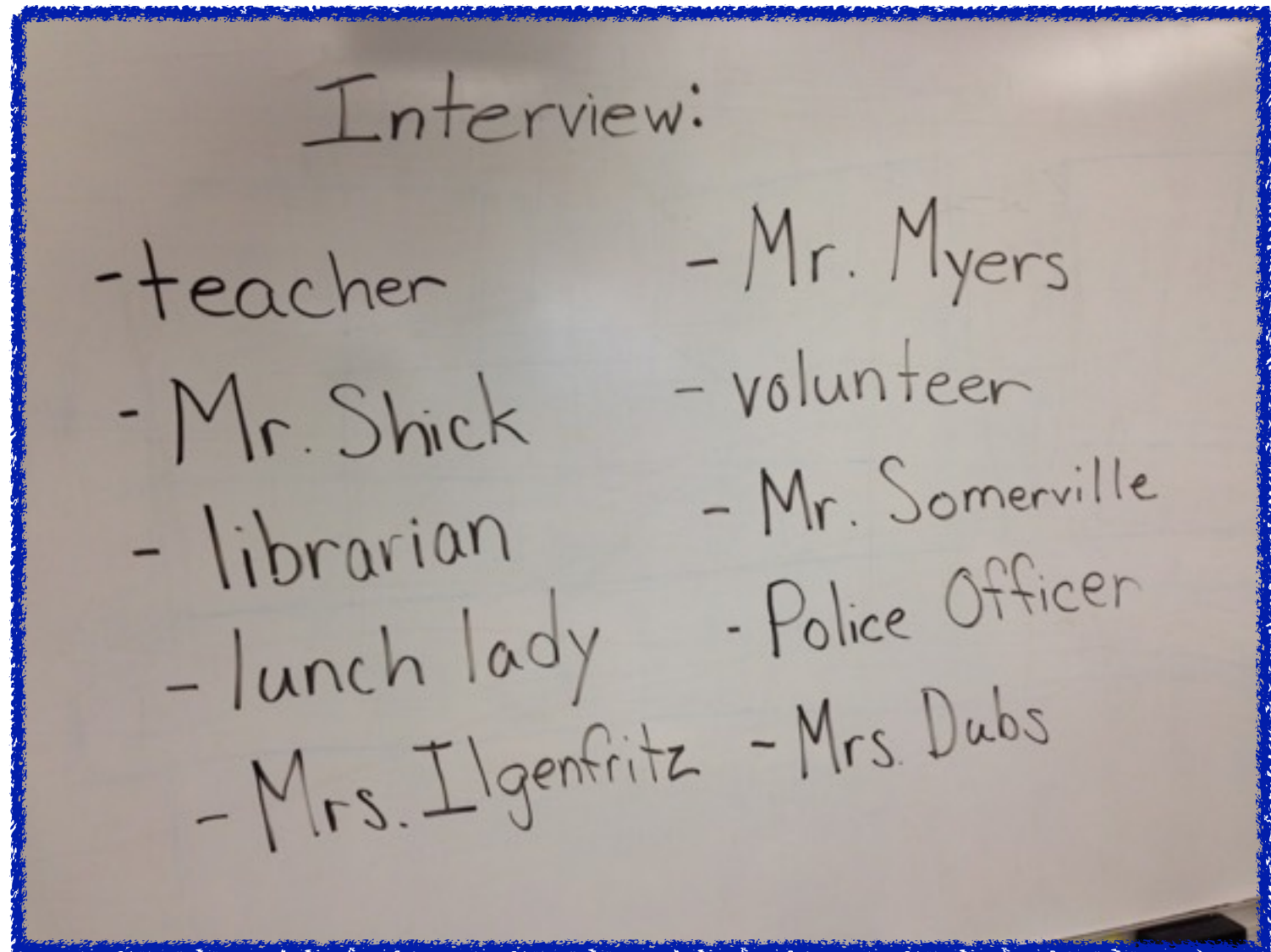


# Movie Making in First Grade

**Step 1: Learn the  
Content**

**Step 2: Brainstorm  
Ideas**

**Step 3: Find  
Helpers!**





# Movie Making in First Grade

**Step 4: Ask the Kids!**

**Step 5: Create A Script  
(Using Student Answers)**

**Step 6: Schedule Recordings**

Name: \_\_\_\_\_

1. How can kids help the community?

\_\_\_\_\_

\_\_\_\_\_

\_\_\_\_\_

\_\_\_\_\_

\_\_\_\_\_

\_\_\_\_\_

\_\_\_\_\_

\_\_\_\_\_

\_\_\_\_\_

\_\_\_\_\_

2. It is important to help the community, because it makes it \_\_\_\_\_.

3. Would you like to be in our community movie?

Yes No

©Wim's Winners



# Movie Making in First Grade

## Step 7: Inform Parents (Ask for Help!)

Dear Parents,

You may have heard from your student that our class is making a movie! This is true, and we will be submitting our final product to the White House Student Film Festival! You can find more information about that here: <http://www.whitehouse.gov/filmfestival>. The focus of our film is communities. I plan on filming some parts early next week, and would like the students to practice these short lines (attached to this paper) at home. When practicing, please remind your student to speak loudly and not to say their line(s) too fast. If they could memorize it, that would be great! If not, they will be able to look at their sentence when filming. I look forward to sharing the final product with you at the end of January!

Thank you for your help and support!  
~Mrs. Wimmer

# Movie Making in First Grade

**Step 8: Practice Recording!**  
**(Beg, Borrow, Steal-an iPad stand!)**



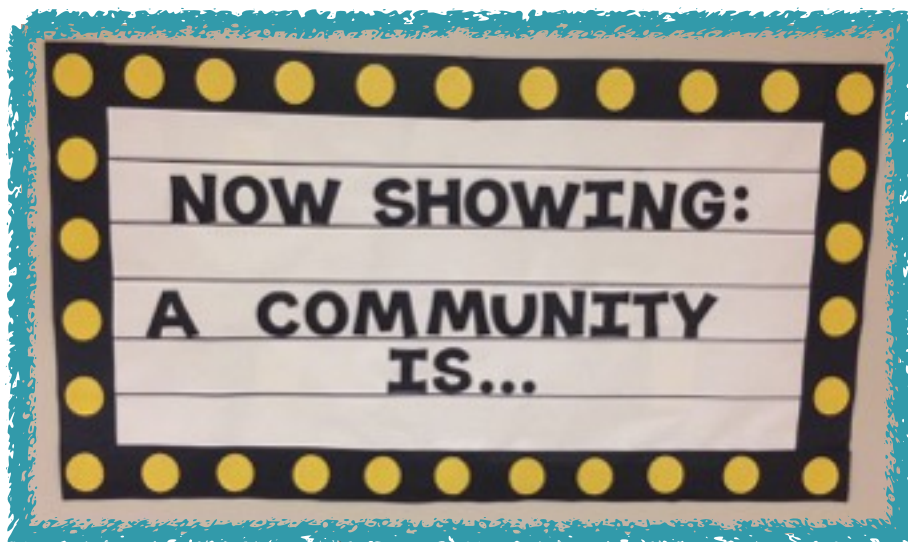
**Step 9: Record!**  
**(Take multiple clips)**



# Movie Making in First Grade

**Step 10: Edit  
(Find a Friend!)**

**Step 11: Invite Parents &  
Participants  
for a Premiere/  
Share the Movie Link**

A graphic of a movie invitation card with a black border and yellow lights. The text on the card reads: "You are invited to the New Salem Elementary premiere of Mrs. Wimmer's First Graders Class Film! Movie: A Community Is... When: Tuesday, January 20 Time: 2:30 PM Where: Mrs. Wimmer's Classroom Who is invited?: Parents/Guardians of Students". Below the card is a form for parents to complete.

You are invited to the  
New Salem Elementary premiere of  
Mrs. Wimmer's First Graders  
Class Film!

Movie: A Community Is...  
When: Tuesday, January 20  
Time: 2:30 PM  
Where: Mrs. Wimmer's  
Classroom  
Who is invited?: Parents/  
Guardians of Students

Parents, please complete this form so we know who to expect for the premiere.

--- Yes, I will be able to attend the movie premiere.  
Names of person(s) attending: \_\_\_\_\_

--- No, I will not be able to attend the movie premiere.  
(Don't worry, I will email the movie link to everyone after the premiere if you can't make it!)


Student name: \_\_\_\_\_





*A Community Is...*

*A Community Is...*





# Sharing

Teacher & Parents



# **Box**



- **Each student can have their own folder.**
- **Share student folder link with parents. Let them know when something new is added.**

# Seesaw

- Each student can have their own folder.
- Parents have access to student folder.
- Students can post, create, and record in app.
- Teacher and students can comment on posts.





# Instagram







**“Failing Forward”**

**&**

**“Skinned Knees”**

# Thank you!

Becky

[theclasscouple@gmail.com](mailto:theclasscouple@gmail.com)



**@theclasscouple**