



**Tryptico**

Access an ever-increasing library of **customisable interactive resources** directly from your desktop!

*"I can't thank you enough for the resources you have created. They help make the lessons I am teaching more engaging for my students and for me!" - Kristen, USA*



## **Thank you for downloading this guide to the Tryptico Desktop Resource application.**

**As with the application itself, this guide is completely free. Please feel free to save a copy, send a copy to a colleague, share the link, print a copy for your staffroom, Tweet about it or whatever else you feel will be helpful!**

**This is just a quick introduction to the many resources.**

**As the resources can be customised to suit your subject and your students, how you use them is completely up to you.**

**If you have any questions at all about the application or the resources, then please feel free to contact me directly via my website:**

**<http://www.triptico.co.uk/contact/>**

**And, if you feel that this ever-increasing library of adaptable interactive resources could be useful in your classroom, you can download it for free from my website:**

**<http://www.triptico.co.uk/>**

**Thank you, David.**



## **Word Magnets**

**Word Magnets is an incredibly popular and versatile learning tool. The resource will take a piece of text and split each word into magnets which can be dragged around the screen, grouped, ordered, ranked and so on.**

**Magnets can be removed and new magnets added. The magnets can be colour-coded and resized - and any activities you create can be saved for future use and shared with colleagues.**

**With this new version of 'Word Magnets', as well as choosing from a selection of pre-loaded backgrounds, you can also upload your own images to act as a background for your magnets.**

**This resource is used all around the world, in many different languages, in all subjects and with learners of all ages and abilities.**

**Click the following link to find a short video which demonstrates just one way in which this resource can be used - through the creation of 'Mystery Magnets':**

**<http://www.screenr.com/vIf>**

**(Note: This video shows an older version of the Desktop Resource Application, but the ideas will work just as well in the current version!)**

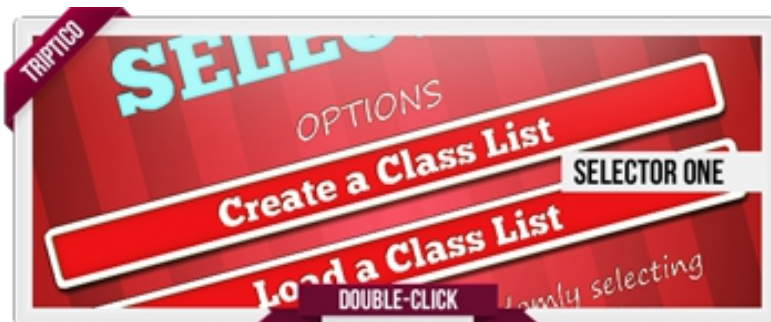


## Class Timer

**Set the time limit and the timer will begin counting down.  
Simple to use and incredibly quick to set-up.**

**As with all of the resources, the timer can be viewed full-screen or in a less obtrusive smaller window. Also, as you can open as many of the resources as you like at any time, you could have a timer running while students work on a 'Word Magnet' activity.**

**There are also some simple sound effects as the timer counts down (which, of course, can be turned on or off).**




## Student Selector

**Load a class list and let this resource randomly select students for you.**

**You could have lots of different class lists ready to use at the click of a mouse. In fact, some teachers have found that the list need not even be a class list... it could be a vocabulary list or a list of countries.**

**Language teachers: why not open two versions of the resource, one to randomly select a name from your class list and one to randomly select an item for them to order in a restaurant?**



## Two Team Scorer

**Another incredibly simple, but incredibly useful, resource!**

**Simply open the resource, type in the team names and begin adding points. It is an easy way to manage a quiz in your own classroom.**

***“But what if I want more than two teams in my quiz?”***

**Well, you could open the resource twice and have three or four teams, three times for five or six teams - and so on.**



## Student Order

**Another very simple resource, this one will take your class list and put it in a random order.**

**A great resource for randomly deciding the order in which students will deliver a presentation to the class, perhaps?**


**Also, as with the 'Student Selector', the list need not be names... it could be a list of groups, sums, vocabulary - whatever you like!**



## Class Magnets

**This resource will take your class list and convert it into magnets.**

**A simple and quick way to enable students to take the register, to vote on a particular topic, to organise themselves into groups and so on.**



## Team Scores

**Another resource which provides a great means of managing a quiz.**

**Simply decide how many teams are taking part, give each team a name and a colour, and then tap high on a number to increase a team's score or low on the number to deduct points.**

**Why not combine this resource with one of the timers to start your lesson with a quick quiz 'against the clock'?**

**Remember...**

**To download this free library of adaptable and interactive resources, simply visit [www.triptico.co.uk](http://www.triptico.co.uk)!**



## Find Ten

**With this incredibly popular resource, you can create challenging activities for your students in seconds!**

**Fifteen statements are displayed on the board at the start of a game - ten of which are true and five of which are false.**

**The challenge for students is to select the true statements whilst avoiding the false ones.**

**Creating a quiz is easy and, of course, any activities you create can be saved and shared with colleagues.**

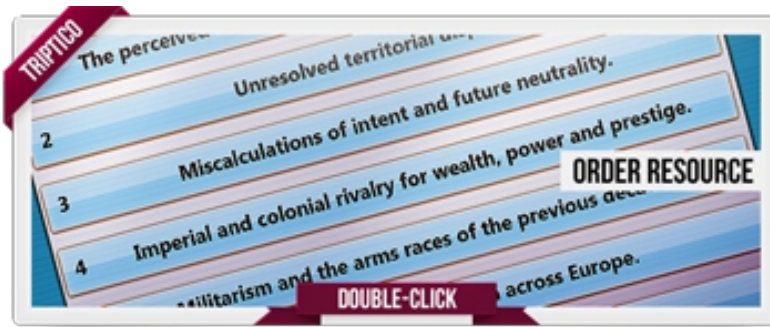
**Even better, why not give students the task of creating boards of their own for their fellow learners to play? What better way to develop understanding of a topic, to encourage collaboration and to build-up a bank of activities to use in future lessons or to send to parents to use when helping with revision?**



## Flip Timer

**Looks great, simple to use, easy to access and completely resizable!**





## Order Resource

**Use this resource to quickly create and share activities which encourage students to think carefully about a subject and put key statements in order.**

**There need not always be a 'correct' order - the key with an activity like this is to develop thinking skills, to encourage debate and to facilitate thoughtful discussion.**



## Student Group

**One of the most popular resources on my previous website, this resource has now been improved and added to the desktop app!**

**This resource will take your class list and randomly place students into groups.**

**Tell the software how many groups you would like and then let it do the rest!**



## **Text Spinner**


**It is easy to create fully-customisable spinners of your own with this resource.**

**You type the label to appear in each section, colour the segments, choose a 'selector' and then let the software know whether you want completely random selections or a random sequence of selections.**

**You also have the option of saving your board to use again and again in the future - or, of course, to share with colleagues.**

**You can even open more than one spinner at once to allow for multiple random selections!**

**How you use this resource is completely up to you and your imagination!**



## **Image Spinner**

**Another spinner, with the difference being that this one allows you to load your own images into each section!**





## **Number Workout**

**A resource to challenge your students' numeracy skills.**

**The software will provide a random total that must be obtained by adding, subtracting, multiplying and dividing a set of five numbers.**

**The winner is the student or group to reach the total in the least number of steps.**



## **Random Task Generator**

**You decide the tasks, type them, save them and share them - the software allocates them to groups at random.**

**TOP TIP!**

**The demo version of this resource contains lots of tasks involving the Triptico Desktop Resource application.**

**What better way to introduce teachers to the resources than a training session in which they work in groups and use the 'Random Task Generator' to randomly allocate resource-related tasks?**

**Well, hopefully that provides you with an overview of the resources currently on the 'Triptico Desktop Resource App' and perhaps suggests a few ideas for how they can be used.**

**As the resources are so easy to adapt, how you choose to use them is completely up to you and your imagination!**

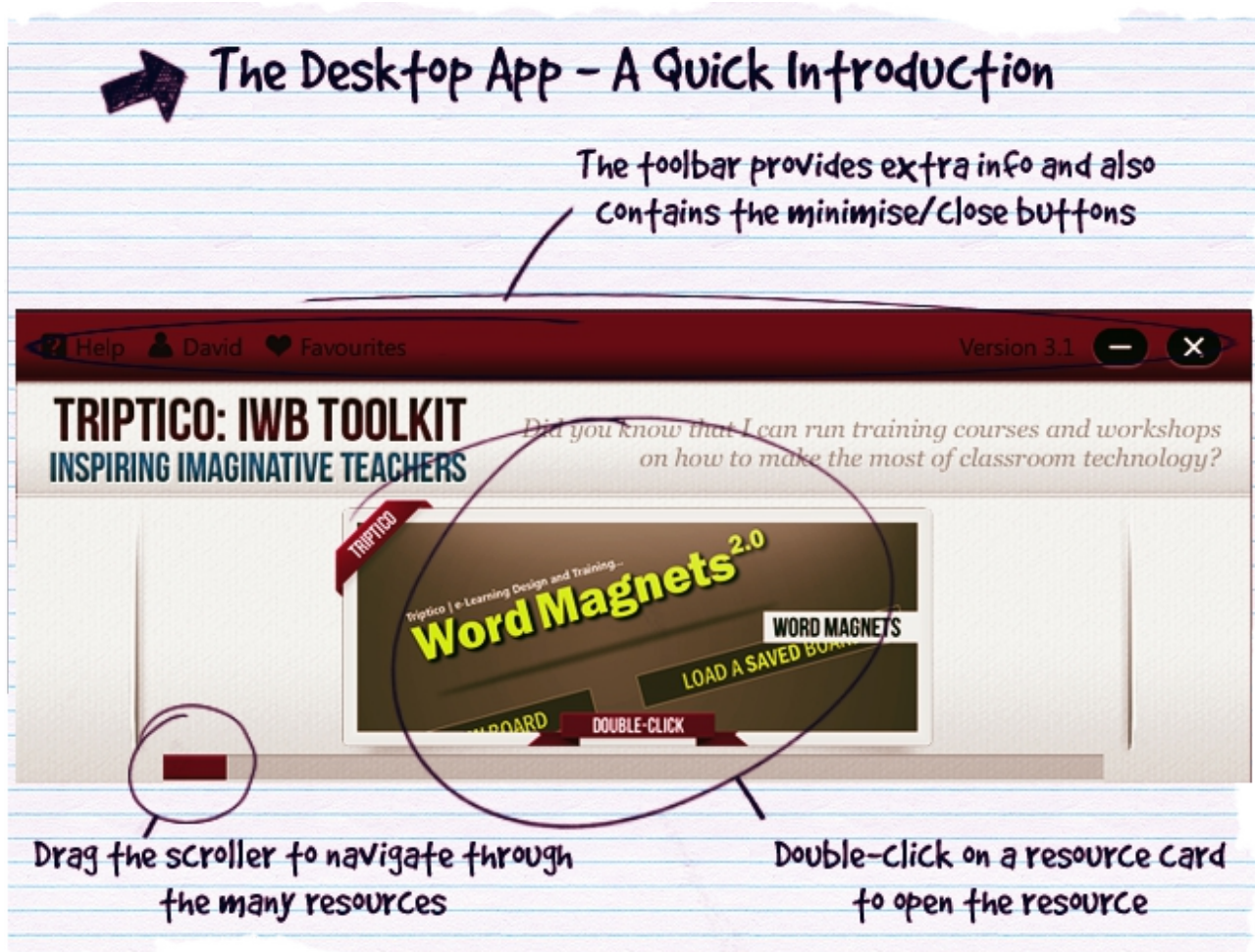
**If you do think of a great way to use a resource, please share your idea with colleagues and feel free to send me an email and tell me about it.**

**<http://www.triptico.co.uk/contact/>**

**New resources are added to the application regularly and you can keep up-to-date with the latest Triptico news on the website or by following Triptico on Twitter:**

**[http://twitter.com/#!/David\\_Triptico](http://twitter.com/#!/David_Triptico)**

**Thanks for reading, David.**



## **Some Feedback about the Resources**

***"The tool offers some of the most elegant teaching tools I've ever seen produced. Loads to explore too." - Andrew, UK.***

***"Congratulations on this incredible site! I found out about it at a recent TESOL conference and have just started playing around with it and making some activities for my classes.***

***I love the fact that the activities are so easy to create and the whole process of creating an engaging activity takes hardly any time at all. I'll be telling all my colleagues about it too!" - Teresa, Spain***

***"What I use it for: EVERYTHING! I've used this for grouping students, I've used it for matching collocations, I've used it for making sentences, I've used it for putting events in order, I'm going to use it this week for a vocabulary review game . . .***

***I love this app! My advice: go get it . . . now." - 'Just a Word' Blog***

***"I presented the Triptico Desktop Resources today and I wish I'd had a camera to capture the expressions. You could literally see the minds ticking over on how they could use it..." - Chris, Australia.***

***"I tell every person who comes into our school about your programme and they all are enthusiastic about it. Every time I see new possibilities to work with!" - Kees, Netherlands.***

***"You've made a really impressive bunch of teaching resources. Thank you very much!" - Finn, Denmark.***

***"Fantastic work! These resources are absolutely beautiful! Thank you!" - Sandra, USA.***

***"I used 'Find 10' to create an interactive prior knowledge-establishing activity that blew everyone in the room away - the kids, their teacher and the administrators. All I did was stick some facts into the sleek and simple to use template and your crisp and almost magical application did the rest, complete with beautiful sound effects.***

***David, I can not thank you enough for contributing so much to the success of this lesson!" - Brett, USA.***