


Your quick start guide to



snapshot.edmodo.com

You'd never describe teaching Common Core or other state standards as "quick and easy."

[Edmodo Snapshot](#) is here to change all that.

A free micro-assessment tool that gives you the power to regularly gauge student mastery of grades 3-12 Math and ELA, Snapshot features smart quizzes and immediate feedback that practically do the work for you. Since seeing is believing, this guide will show you how simple it is to take the guessing out of assessing and walk you through:

Setup

Navigation

Analytics

Personalization

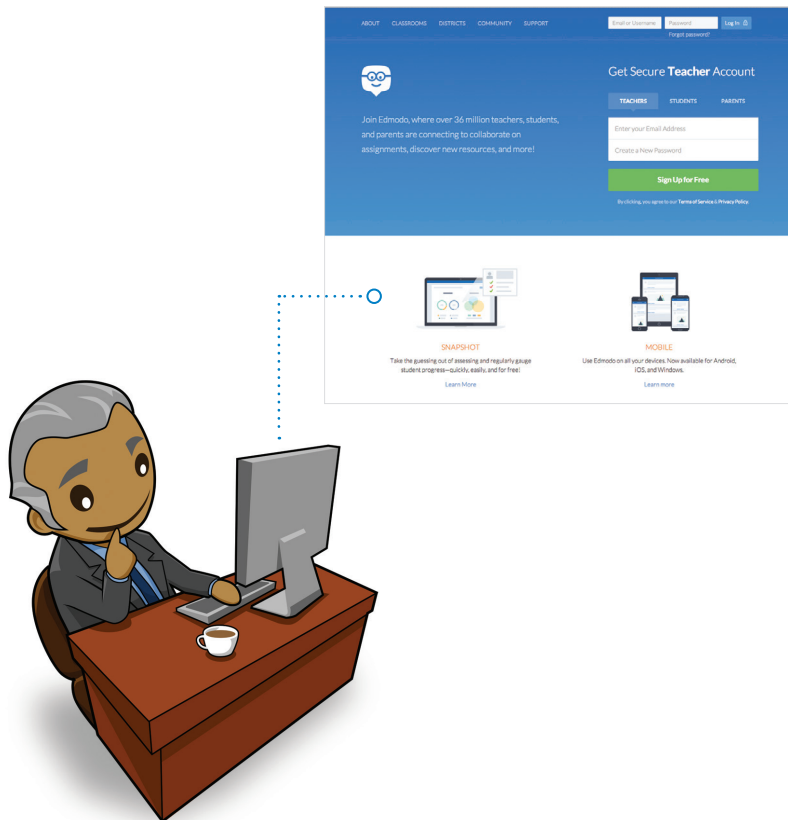


Setup

Every great education starts with the fundamentals. To get started on finding out what your students know (and what they don't):


1. [Sign up for an Edmodo teacher account](#)
2. [Create Groups](#)
3. [Add Students](#)

Once your classroom is set up on Edmodo, you're ready to see how Snapshot can make it anything but standard.



Navigation

It will literally take you longer to read this section than it will to [create a Snapshot](#). Now that you have all your Edmodo basics, all you have to do is:

1. [Launch Snapshot](#) by clicking the  icon in the toolbar on the right
2. Select a student Group, grade level, and subject area
3. Pick your standard(s)
4. Assign a name, time limit, and [schedule](#)

Snapshot instantly creates formative micro-assessments from thousands of standards-aligned questions, so you can save time (and your sanity). It even lets you preview the questions, so you can see the Snapshot from your students' perspective.

To make sure you test your students (and not your patience), [Snapshot is simple for students](#), too. So much so, they just have to:

1. Click the "Take Snapshot" button in your Group's [post stream](#)
2. Complete it on a computer, an iPad®, or an Android™ or Windows® device



Because students care about their progress, Snapshot shows them what standards they mastered, or where they need more help. When they know where they stand, students become more invested and engaged learners.

Analytics

To help you make progress (not educated guesses), [Snapshot](#) provides [real-time results](#) through three different reports:



Focus. Shows the number of standards assessed, along with the number of students who are meeting, borderline, or behind.

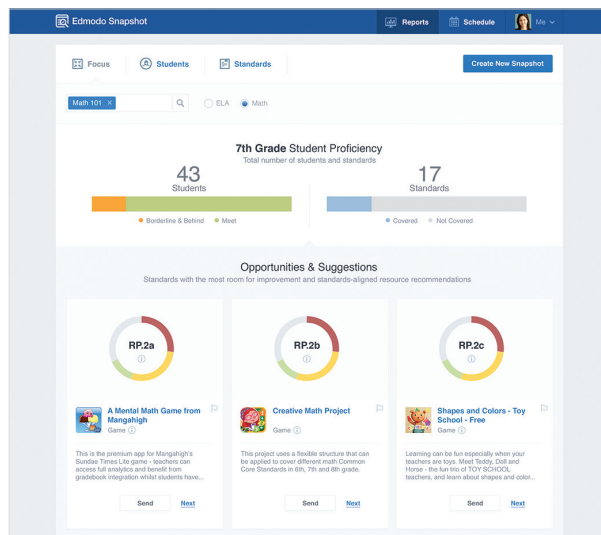


Students. Breaks down performance of individual students by each standard, and displays their questions and answers.



Standards. Visualizes how everyone performed on each standard, with graphs to illustrate where each student falls.

With its actionable insight, Snapshot gives you a way to know which lessons are making an impression and where students need more of your attention.



The Focus Report shows you the three standards with the most room for improvement.

Personalization

Now that you know where to take action (and a breath), Edmodo can help you personalize student learning with:



Small Groups. Create targeted assessments for one student, or several.



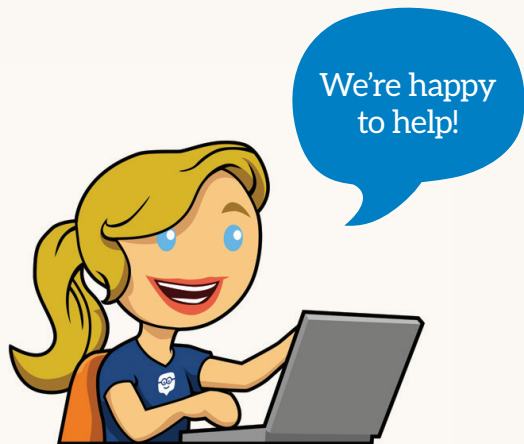
Content Recommendations. Review concepts and close learning gaps with free, standards-aligned resources.



Library. Add, organize, and share resources with the students who need them.

You can also [attach items to posts](#), create follow-up [assignments](#), integrate [educational apps](#), and more—all on the same network.





edmodo.com

Have questions about Edmodo or Snapshot?

The best advice comes from people who've been there. With resources created by real teachers, our Help Center is here to offer you real support.

support.edmodo.com

